

Appendices

CONTENTS

- A. Operational statistics
- B. Project approvals under voluntary contributions
- C. Technical assistance to least developed countries (LDCs)
- D. Programmable funds
- E. Programme for Country Partnerships (PCP)
- F. Appointments of Individual Service Agreement (ISA) holders
- G. Agreements and other Arrangements concluded by UNIDO in 2022
- H. Country promotion presentations/seminars organized by Investment and Technology Promotion Offices (ITPOs) in 2022
- I. Field representation
- J. Overview of UNIDO workforce
- K. Corporate learning and development (UNIDO workforce)
- L. Industrial statistics
- M. Results indicators

This document has been produced without formal United Nations editing. The designations employed and the presentation of the material in this document do not imply the expression of any opinion whatsoever on the part of the Secretariat of the United Nations Industrial Development Organization (UNIDO) concerning the legal status of any country, territory, city or area or of its authorities, or concerning the delimitation of its frontiers or boundaries, or its economic system or degree of development. Designations such as “developed”, “industrialized” or “developing” are intended for statistical convenience and do not necessarily express a judgment about the stage reached by a particular country or area in the development process. Mention of firm names or commercial products does not constitute an endorsement by UNIDO.

APPENDIX A
OPERATIONAL STATISTICS
List of tables

- 1A. Technical cooperation activities expenditure, 2019 to 2022 by funding partner
- 1B. Expenditure on technical cooperation activities in 2022 by funding partner
2. Technical cooperation activities: Value of net project approvals and expenditure, 2019 to 2022
- 3A. Technical cooperation activities: Net project/grant approvals in 2021 and 2022 by funding partner
- 3B. Technical cooperation activities: Value of net project approvals in 2022 by funding partner and geographical area
4. Expenditure on technical cooperation activities in 2021 and 2022 by funding partner and project component
5. Expenditure on technical cooperation activities in 2022 by thematic and geographical areas
6. Expenditure on technical cooperation activities by geographical area, 2019 to 2022
7. Expenditure on technical cooperation activities in 2022 by geographical area
8. Regular and operational budget expenditure by result and object of expenditure in 2022

Table 1A
Technical cooperation activities^a expenditure, 2019 to 2022 by funding partner
(In thousands of US dollars)

<i>Major Funding Partners</i>	<i>2019</i>	<i>2020</i>	<i>2021</i>	<i>2022</i>	<i>%</i>
Member States ^b	61,597	56,844	65,450	62,554	34.7%
Global Environment Facility (GEF)	55,250	56,126	44,485	45,457	25.2%
European Union (EU)	21,329	25,935	34,517	34,530	19.2%
Montreal Protocol (MLF)	34,208	23,353	19,134	17,111	9.5%
Other countries ^c	5,742	3,889	4,574	5,227	2.9%
RPTC and SRA ^d	4,800	3,507	4,396	5,746	3.2%
United Nations agencies ^e	5,479	6,074	5,451	7,661	4.2%
Other donors, IFIs and private sector ^f	1,854	1,945	1,391	1,977	1.1%
Total	190,259	177,673	179,398	180,263	100.0%

^a Technical cooperation activities includes Special Resources for Africa (SRA) amounting to a \$0.3m expenditure in 2022.

^b Current Member States. Includes Industrial Development Funds (IDF) and trust funds including third-party, self-financed, thematic and partnership trust funds for China, Finland, Germany, Peru, the Russian Federation and Spain.

^c Other countries includes former Member States, Industrial Development Fund (IDF) residuals, and trust funds including third-party and self-financed.

^d Regular Programme of Technical Cooperation (RPTC) and Special Resources for Africa (SRA).

^e Combines all United Nations agencies including funding from other donors such as GEF and EU as pass-through agreements.

^f Includes non-governmental, international financial institutions (IFIs) and private sector entities.

Table 1B
Expenditure on technical cooperation activities^a in 2022 by funding partner
(In thousands of US dollars)

<i>Member States^b</i>		<i>%</i>
Austria	807	0.4%
Bahrain	1,359	0.8%
Bangladesh	547	0.3%
Brazil	36	0.0%
Cameroon	82	0.0%
China	3,873	2.1%
Colombia	112	0.1%
Czechia	54	0.0%
Ethiopia	710	0.4%
Finland	494	0.3%
Germany	5,666	3.1%
Guinea	(2)	0.0%
India	1,330	0.7%
Indonesia	7	0.0%
International ^c	444	0.2%
Iran (Islamic Republic of)	127	0.1%
Italy	7,821	4.3%
Japan	13,299	7.4%
Lebanon	11	0.0%
Monaco	34	0.0%
Mongolia	333	0.2%
Morocco	947	0.5%
Nigeria	338	0.2%
Norway	2,327	1.3%
Pakistan	(30)	0.0%
Peru	18	0.0%
Poland	177	0.1%
Republic of Korea	1,017	0.6%
Russian Federation	1,324	0.7%
Sao Tome and Principe	181	0.1%
Senegal	269	0.1%
Slovenia	278	0.2%
Spain	75	0.0%
Sudan	24	0.0%
Sweden	6,811	3.8%
Switzerland	11,531	6.4%
Timor-Leste	48	0.0%
Türkiye	51	0.0%

<i>Member States^b</i>		%
United Republic of Tanzania	1	0.0%
Venezuela (Bolivarian Republic of)	23	0.0%
	62,554	34.7%
Global Environment Facility (GEF)	45,457	25.2%
Montreal Protocol (MLF)	17,111	9.5%
European Union (EU)	34,530	19.2%
Other countries^d		
Australia	974	0.5%
Belgium	277	0.2%
Canada	660	0.4%
United Kingdom of Great Britain and Northern Ireland	35	0.0%
United States of America	3,281	1.8%
	5,227	2.9%
RPTC and SRA^e	5,746	3.2%
United Nations agencies^f	7,661	4.2%
Other donors, IFIs and private sector^g	1,977	1.1%
Total	180,263	100.0%

^a Technical cooperation activities includes Special Resources for Africa (SRA) amounting to a \$0.3m expenditure in 2022.

^b Current Member States. Includes Industrial Development Funds (IDF) and trust funds including third-party, self-financed, thematic and partnership trust funds for China, Finland, Germany Peru, the Russian Federation and Spain.

^c Includes interregional, regional and global projects.

^d Other countries includes former Member States, Industrial Development Fund (IDF) residuals, and trust funds including third-party and self-financed.

^e Regular Programme of Technical Cooperation (RPTC) and Special Resources for Africa (SRA).

^f Combines all United Nations agencies including funding from other donors such as GEF and EU as pass-through agreements.

^g Includes non-governmental, international financial institutions (IFIs) and private sector entities.

Note: Values shown in parentheses reflect decreases after project/grant closure.

Table 2
Technical cooperation activities:^a Value of net project approvals and expenditure, 2019 to 2022
(In millions of US dollars)

	2019	2020	2021	2022	2019	2020	2021	2022	2019	2020	2021	2022	2019	2020	2021	2022	
	Total				Member States ^b				Global Environmental Facility (GEF)				Montreal Protocol (MLF)				
Residual value of projects brought forward	418.9	383.3	348.6	366.5	79.4	88.5	95.4	102.2	223.2	196.1	151.8	153.2	69.0	50.9	43.4	47.0	
Value of project budgets approved in the year (net)	154.7	143.0	197.3	200.0	70.7	63.7	72.3	62.8	28.2	11.8	45.9	57.2	16.1	15.9	22.7	18.7	
Total of approved projects under implementation	573.6	526.3	545.9	566.5	150.1	152.2	167.7	165.0	251.4	207.9	197.7	210.4	85.1	66.8	66.1	65.7	
Expenditure	190.3	177.7	179.4	180.3	61.6	56.8	65.5	62.6	55.3	56.1	44.5	45.5	34.2	23.4	19.1	17.1	
Residual value of projects carried forward	383.3	348.6	366.5	386.2	88.5	95.4	102.2	102.4	196.1	151.8	153.2	164.9	50.9	43.4	47.0	48.6	
	European Union (EU)				Other countries ^c				RPTC and SRA ^d				United Nations agencies ^e				
Residual value of projects brought forward	27.4	31.3	35.7	40.6	7.3	4.1	7.6	4.9	5.1	5.1	5.8	8.2	6.1	6.4	7.4	9.2	
Value of project budgets approved in the year (net)	25.2	30.3	39.4	41.9	2.5	7.4	1.9	4.6	4.8	4.2	6.8	4.1	5.8	7.1	7.2	6.5	
Total of approved projects under implementation	52.6	61.6	75.1	82.5	9.8	11.5	9.5	9.5	9.9	9.3	12.6	12.3	11.9	13.5	14.6	15.7	
Expenditure	21.3	25.9	34.5	34.5	5.7	3.9	4.6	5.2	4.8	3.5	4.4	5.7	5.5	6.1	5.4	7.7	
Residual value of projects carried forward	31.3	35.7	40.6	48.0	4.1	7.6	4.9	4.3	5.1	5.8	8.2	6.6	6.4	7.4	9.2	8.0	
	Other donors, IFIs and private sector ^f																
Residual value of projects brought forward	1.4	0.9	1.5	1.2													
Value of project budgets approved in the year (net)	1.4	2.6	1.1	4.2													
Total of approved projects under implementation	2.8	3.5	2.6	5.4													
Expenditure	1.9	2.0	1.4	2.0													
Residual value of projects carried forward	0.9	1.5	1.2	3.4													

^a Technical cooperation activities includes Special Resources for Africa (SRA) amounting to a \$0.3m expenditure and \$0.5m in net approvals in 2022.

^b Current Member States. Includes Industrial Development Funds (IDF) and trust funds including third-party, self-financed, thematic and partnership trust funds for China, Finland, Germany Peru, the Russian Federation and Spain.

^c Other countries includes former Member States, Industrial Development Fund (IDF) residuals, and trust funds including third-party and self-financed.

^d Regular Programme of Technical Cooperation (RPTC) and Special Resources for Africa (SRA).

^e Combines all United Nations agencies including funding from other donors such as GEF and EU as pass-through agreements.

^f Includes non-governmental, international financial institutions (IFIs) and private sector entities.

Table 3A
Technical cooperation activities:^a Net project/grant approvals in 2021 and 2022 by funding partner
(In thousands of US dollars)

<i>Major Funding Partner</i>	<i>New projects/grants approved</i>			<i>Existing projects/grants revised</i>			<i>Total net value of approvals/revisions</i>	<i>%</i>
	<i>Number of projects/grants</i>	<i>Value of projects/grants</i>	<i>Average value of projects/grants</i>	<i>Number of projects/grants</i>	<i>Value of revisions</i>	<i>Average value of revisions</i>		
Member States ^b	50	27 707	554	344	35 128	102	62 835	31.4%
Global Environment Facility (GEF)	39	59 642	1 529	172	(2 486)	(14)	57 156	28.6%
Montreal Protocol (MLF)	66	20 377	309	284	(1 725)	(6)	18 652	9.3%
European Union (EU)	7	14 917	2 131	34	26 968	793	41 885	20.9%
Other countries ^c	5	1 900	380	15	2 705	180	4 605	2.3%
RPTC and SRA ^d	55	4 143	75	192	9	0	4 152	2.1%
United Nations agencies ^e	13	1 745	134	42	4 725	113	6 470	3.2%
Other donors, IFIs and private sector ^f	11	3 114	283	33	1 111	34	4 225	2.1%
Total	246	133 545	543	1 116	66 435	60	199 980	
Member States ^b	72	35 076	487	358	37 266	104	72 342	36.7%
Global Environment Facility (GEF)	25	48 878	1 955	180	(3 023)	(17)	45 855	23.2%
Montreal Protocol (MLF)	74	23 581	319	271	(897)	(3)	22 684	11.5%
European Union (EU)	3	5 304	1 768	37	34 035	920	39 339	19.9%
Other countries ^c	0	0		17	1 937	114	1 937	1.0%
RPTC and SRA ^d	50	4 912	98	185	1 893	10	6 805	3.4%
United Nations agencies ^e	13	4 118	317	45	3 118	69	7 236	3.7%
Other donors, IFIs and private sector ^f	8	1 281	160	28	(223)	(8)	1 058	0.5%
Total	245	123 150	503	1 121	74 106	66	197 256	

^a Technical cooperation activities includes Special Resources for Africa (SRA) amounting to \$0.5m net approvals in 2022.

^b Current Member States. Includes Industrial Development Funds (IDF) and trust funds including third-party, self-financed, thematic and partnership trust funds for China, Finland, Germany, Peru, the Russian Federation and Spain.

^c Other countries includes former Member States, Industrial Development Fund (IDF) residuals, and trust funds including third-party and self-financed.

^d Regular Programme of Technical Cooperation (RPTC) and Special Resources for Africa (SRA).

^e Combines all United Nations agencies including funding from other donors such as GEF and EU as pass-through agreements.

^f Includes non-governmental, international financial institutions (IFIs) and private sector entities.

Note: Values shown in parentheses reflect decreases after project/grant closure.

Table 3B
Technical cooperation activities:^a Value of net project approvals in 2022 by funding partner and geographical area
(In thousands of US dollars)

<i>Major Funding Partner</i>	<i>Africa (excluding African Arab States)^a</i>	<i>African Arab States</i>	<i>Asia and the Pacific (excluding Western Asian Arab States)</i>	<i>Western Asian Arab States</i>	<i>Europe and Central Asia</i>	<i>Latin America and the Caribbean</i>	<i>Global and interregional projects^a</i>	<i>Total</i>
Member States ^b	22 050	6 243	8 308	4 873	2 425	4 380	14 556	62 835
Global Environment Facility (GEF)	20 348	1 780	11 209	1 137	2 154	5 349	15 179	57 156
Montreal Protocol (MLF)	7 379	2 261	3 054	1 457	1 807	2 694	0	18 652
European Union (EU)	17 264	3 217	7 946	2 262	2 365	(30)	8 861	41 885
Other countries ^c	1 337	498	20	0	0	0	2 750	4 605
RPTC and SRA ^d	1 585	8	186	(17)	160	91	2 139	4 152
United Nations agencies ^e	1 135	2 423	635	462	99	717	999	6 470
Other donors, IFIs and private sector ^f	2 032	0	67	923	0	199	1 004	4 225
Total	73 130	16 430	31 425	11 097	9 010	13 400	45 488	199 980
Total Africa	89 560							
Total Arab States	27 527							

^a Technical cooperation activities includes Special Resources for Africa (SRA) amounting to \$0.5m in net approvals in 2022.

^b Current Member States. Includes Industrial Development Funds (IDF) and trust funds including third-party, self-financed, thematic and partnership trust funds for China, Finland, Germany, Peru, the Russian Federation and Spain.

^c Other countries includes former Member States, Industrial Development Fund (IDF) residuals, and trust funds including third-party and self-financed.

^d Regular Programme of Technical Cooperation (RPTC) and Special Resources for Africa (SRA).

^e Combines all United Nations agencies including funding from other donors such as GEF and EU as pass-through agreements.

^f Includes non-governmental, international financial institutions (IFIs) and private sector entities.

Note: Values shown in parentheses reflect decreases after project/grant closure.

Table 4
Expenditure on technical cooperation activities^a in 2021 and 2022 by funding partner and project component
(In thousands of US dollars)

<i>Major Funding Partner</i>	<i>Project personnel</i>	<i>Subcontracts</i>	<i>Fellowships and training</i>	<i>Equipment</i>	<i>Miscellaneous</i>	<i>Total</i>
2022						
Member States ^b	34 340	15 393	5 101	4 867	2 853	62 554
Global Environment Facility (GEF)	8 967	33 677	698	1 465	650	45 457
Montreal Protocol (MLF)	4 227	8 659	606	3 505	114	17 111
European Union (EU)	15 317	11 539	2 496	4 005	1 173	34 530
Other countries ^c	1 984	2 540	568	60	75	5 227
RPTC and SRA ^d	4 505	827	267	20	127	5 746
United Nations agencies ^e	3 632	2 476	471	943	139	7 661
Other donors, IFIs and private sector ^f	491	1 362	70	3	51	1 977
Total	73 463	76 473	10 277	14 868	5 182	180 263
%	40.8%	42.4%	5.7%	8.2%	2.9%	
2021						
Member States ^b	31 410	24 400	2 347	4 829	2 464	65 450
Global Environment Facility (GEF)	9 984	31 086	199	2 164	1 052	44 485
Montreal Protocol (MLF)	3 515	11 398	686	3 309	226	19 134
European Union (EU)	11 917	15 586	2 193	3 961	860	34 517
Other countries ^c	1 846	1 904	541	125	158	4 574
RPTC and SRA ^d	3 483	571	180	45	117	4 396
United Nations agencies ^e	2 477	2 242	114	397	221	5 451
Other donors, IFIs and private sector ^f	509	729	34	-	119	1 391
Total	65 141	87 916	6 294	14 830	5 217	179 398
%	36.3%	49.0%	3.5%	8.3%	2.9%	

^a Technical cooperation activities includes Special Resources for Africa (SRA) amounting to a \$0.3m expenditure in 2022.

^b Current Member States. Includes Industrial Development Funds (IDF) and trust funds including third-party, self-financed, thematic and partnership trust funds for China, Finland, Germany, Peru, the Russian Federation and Spain.

^c Other countries includes former Member States, Industrial Development Fund (IDF) residuals, and trust funds including third-party and self-financed.

^d Regular Programme of Technical Cooperation (RPTC) and Special Resources for Africa (SRA).

^e Combines all United Nations agencies including funding from other donors such as GEF and EU as pass-through agreements.

^f Includes non-governmental, international financial institutions (IFIs) and private sector entities.

Table 5
Expenditure on technical cooperation activities^a in 2022 by thematic and geographical areas
(In thousands of US dollars)

	<i>Africa (excluding African Arab States)</i>	<i>African Arab States</i>	<i>Asia and the Pacific (excluding Western Asian Arab States)</i>	<i>Western Asian Arab States</i>	<i>Europe and Central Asia</i>	<i>Latin America and the Caribbean</i>	<i>Global and interregional projects</i>	<i>Total</i>	<i>%</i>
Shared prosperity from industry	20 243	7 011	5 247	2 904	68	1 170	1 314	37 957	21.1%
Economic competitiveness	12 174	1 726	5 363	1 539	1 939	2 572	10 501	35 814	19.9%
Environmentally sustainable industry	13 107	6 947	23 693	4 161	10 461	18 715	20 133	97 217	53.9%
Cross-cutting services	2 083	26	310	605	162	323	5 766	9 275	4.4%
Total	47 607	15 710	34 613	9 209	12 630	22 780	37 714	180 263	
Total Africa	63 317								
Total Arab States	24 919								

^a Technical cooperation activities include Special Resources for Africa (SRA) amounting to a \$0.3 million expenditure in 2022.

Table 6
Expenditure on technical cooperation activities^a by geographical area, 2019 to 2022
(In thousands of US dollars)

<i>Geographical Area</i>	<i>2019</i>	<i>2020</i>	<i>2021</i>	<i>2022</i>
<i>Africa (excluding African Arab States)</i>				
Country projects	36 185	34 391	40 267	41 415
Regional projects	6 380	3 338	3 492	6 192
Subtotal	42 565	37 729	43 759	47 607
<i>African Arab States</i>				
Country projects	16 871	16 288	16 568	14 941
Regional projects	799	- 64	7	769
Subtotal	17 670	16 224	16 575	15 710
<i>Asia and the Pacific (excluding Western Asian Arab States)</i>				
Country projects	52 410	50 832	41 622	33 626
Regional projects	3 612	2 578	2 495	987
Subtotal	56 022	53 410	44 117	34 613
<i>Western Asian Arab States</i>				
Country projects	9 473	5 254	6 002	8 741
Regional projects	2 443	1 002	374	468
Subtotal	11 916	6 256	6 376	9 209
<i>Europe and Central Asia</i>				
Country projects	8 576	7 369	9 764	11 875
Regional projects	5 559	5 565	365	755
Subtotal	14 135	12 934	10 129	12 630
<i>Latin America and the Caribbean</i>				
Country projects	13 459	13 861	16 418	20 772
Regional projects	3 141	4 193	3 267	2 008
Subtotal	16 600	18 054	19 685	22 780
<i>Global and interregional projects</i>				
	31 351	33 066	38 757	37 714
Total	190 259	177 673	179 398	180 263

^a Technical cooperation activities: includes Special Resources for Africa (SRA) amounting to a \$0.3 million expenditure in 2022.

Table 7
Expenditure on technical cooperation activities^a in 2022 by geographical area
(In thousands of US dollars)

	Africa (excluding African Arab States)		African Arab States		Asia and the Pacific (excluding Western Asian Arab States)		Western Asian Arab States		Europe and Central Asia		Latin America and the Caribbean		Global and interregional projects		Total	
	%		%		%	%	%	%	%	%	%	%	%	%	%	%
A. By Major Funding Partner																
Member States ^b	15 859	33.3%	4 756	30.3%	8 822	25.5%	4 775	51.9%	1 955	15.5%	5 666	24.9%	20 721	54.9%	62 554	34.7%
Global Environment Facility (GEF)	7 287	15.3%	1 293	8.2%	17 764	51.3%	238	2.6%	7 127	56.4%	10 656	46.8%	1 092	2.9%	45 457	25.2%
Montreal Protocol (MLF)	2 327	4.9%	2 991	19.0%	2 568	7.4%	1 479	16.1%	2 895	22.9%	4 851	21.3%	-	0.0%	17 111	9.5%
European Union (EU)	16 343	34.3%	3 328	21.2%	3 894	11.2%	1 835	19.9%	363	2.9%	924	4.1%	7 843	20.8%	34 530	19.2%
Other countries ^c	323	0.7%	2 149	13.7%	-	0.0%	-	0.0%	-	0.0%	-	0.0%	2 755	7.3%	5 227	2.9%
RPTC and SRA ^d	1 376	2.9%	25	0.2%	629	1.8%	58	0.6%	190	1.5%	189	0.8%	3 279	8.7%	5 746	3.2%
United Nations agencies ^e	2 950	6.2%	1 043	6.6%	927	2.7%	446	4.8%	100	0.8%	311	1.4%	1 884	5.0%	7 661	4.2%
Other donors, IFIs and private sector ^f	1 142	2.4%	125	0.8%	9	0.0%	378	4.1%	-	0.0%	183	0.8%	140	0.4%	1 977	1.1%
Total	47 607		15 710		34 613		9 209		12 630		22 780		37 714		180 263	
Total Africa	63 317															
Total Arab States	24 919															
B. By project component																
Project personnel	18 941	39.8%	6 377	40.6%	11 603	33.5%	4 396	47.7%	2 948	23.3%	8 014	35.2%	21 184	56.2%	73 463	40.8%
Subcontracts	15 074	31.7%	4 844	30.8%	20 030	57.9%	2 232	24.2%	8 994	71.2%	11 770	51.7%	13 529	35.9%	76 473	42.4%
Fellowships and training	3 726	7.8%	2 104	13.4%	1 133	3.3%	831	9.0%	183	1.4%	656	2.9%	1 644	4.4%	10 277	5.7%
Equipment	8 134	17.1%	1 949	12.4%	1 103	3.2%	1 317	14.3%	319	2.5%	1 683	7.4%	363	1.0%	14 868	8.2%
Miscellaneous	1 732	3.6%	436	2.8%	744	2.1%	433	4.7%	186	1.5%	657	2.9%	994	2.6%	5 182	2.9%
Total	47 607		15 710		34 613		9 209		12 630		22 780		37 714		180 263	

^a Technical cooperation activities includes Special Resources for Africa (SRA) amounting to a \$0.3m expenditure in 2022.

^b Current Member States. Includes Industrial Development Funds (IDF) and trust funds including third-party, self-financed, thematic and partnership trust funds for China, Finland, Germany, Peru, the Russian Federation and Spain.

^c Other countries includes former Member States, Industrial Development Fund (IDF) residuals, and trust funds including third-party and self-financed.

^d Regular Programme of Technical Cooperation (RPTC) and Special Resources for Africa (SRA).

^e Combines all United Nations agencies including funding from other donors such as GEF and EU as pass-through agreements.

^f Includes non-governmental, international financial institutions (IFIs) and private sector entities.

Note: Values shown in parentheses reflect decreases after project/grant closure.

Table 8
Regular and operational budget expenditure by result and object of expenditure in 2022
(In thousands of euros)

<i>Programme</i>	1	2	3	4	5	6	7
	<i>Staff costs</i>	<i>Consultants</i>	<i>Meetings</i>	<i>Travel</i>	<i>Regular Programme of TC^a (RPTC)</i>	<i>Other</i>	<i>Total for 2022</i>
Expenditure							
Result							
1	17 117.0	271.3	0.0	496.8	1 385.9	2 105.4	21 376.4
2	10 671.1	165.0	0.0	167.4	1 385.9	496.8	12 886.2
3	8 387.1	194.2	0.0	153.3	1 428.2	547.0	10 709.7
4	9 951.5	77.4	0.0	130.7	0.0	646.4	10 806.0
5	13 853.6	10.3	0.0	35.9	0.0	2 283.3	16 183.1
	Subtotal	59 980.2	718.1	0.0	984.0	4 200.0	71 961.3
7	Indirect Costs	3 831.0	0.0	0.0	0.0	0.0	12 655.4
	Total expenditure	63 811.2	718.1	0.0	984.0	4 200.0	84 616.6
	Government contributions to field office costs	0.0	0.0	0.0	0.0	345.7	345.7
	Miscellaneous income	0.0	0.0	0.0	0.0	1 960.2	1 960.2
	Total income	0.0	0.0	0.0	0.0	2 306.0	2 306.0
	Net grand total	63 811.2	718.1	0.0	984.0	12 597.4	82 310.7
BUILDINGS MANAGEMENT							
Expenditure							
BUILDINGS MANAGEMENT							
61	Common buildings management	8 359.8	20.7	0.0	2.5	0.0	21 410.2
62	Joint buildings management	358.7	0.0	0.0	0.0	716.9	1 075.6
	Total expenditures	8 718.4	20.7	0.0	2.5	0.0	22 485.8

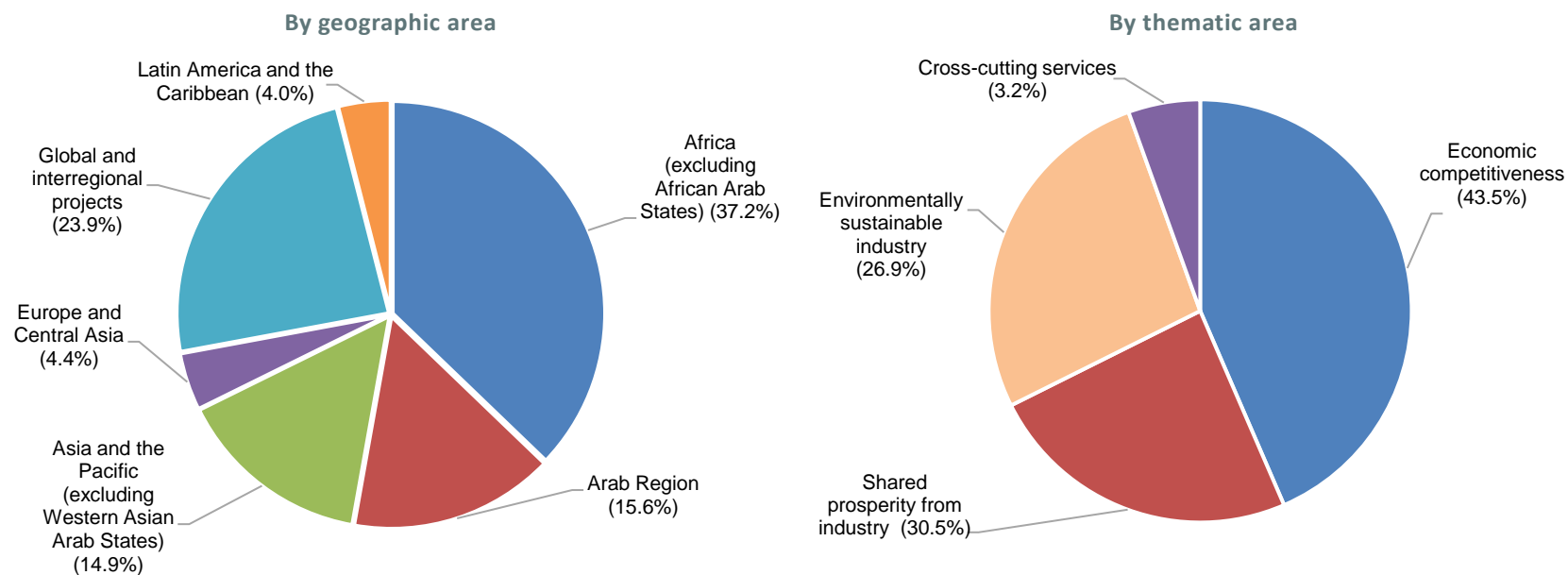
Please note that the total costs of Buildings Management Services are being cost-shared between all users and the above expenditures are being fully recovered. UNIDO's net share is included under result 7 above.

^a Represents the full 2022 appropriations which have been transferred to the special account for RPTC.

APPENDIX B

PROJECT APPROVALS UNDER VOLUNTARY CONTRIBUTIONS

Governmental contributions: net approvals in 2022^{a,b}



Geographical area	(In thousands of US dollars)	%	Thematic area	(In thousands of US dollars)	%
Africa (excluding African Arab States)	40,650	37.2%	Economic competitiveness	47,567	43.5%
Arab region	17,092	15.6%	Shared prosperity from industry	26,368	24.1%
Asia and the Pacific (excluding Western Asian Arab States)	16,274	14.9%	Environmentally sustainable industry	29,369	26.9%
Europe and Central Asia	4,790	4.4%	Cross-cutting services	6,021	5.5%
Global and interregional projects	26,168	23.9%			
Latin America and the Caribbean	4,351	4.0%			
TOTAL	109,325	100%	TOTAL	109,325	100%

^a Includes projects financed from Member States, the European Union and other countries under the Industrial Development Fund (IDF), trust funds including third party, self-financed, thematic and partnership trust funds (such as China, Finland, Germany, Peru, Spain and the Russian Federation).

^b Includes Associate Expert/JPO programme of \$2.2m.

APPENDIX C

TECHNICAL ASSISTANCE TO LEAST DEVELOPED COUNTRIES

*Table 1: Expenditure^a by country and funding partner in 2022
(In thousands of US dollars)*

	Member States ^b	Global Environment Facility (GEF)	Montreal Protocol (MLF)	European Union (EU)	Other countries ^c	RPTC ^d and SRA	United Nations agencies ^e	Other donors, IFIs and private sector ^f	Total
Africa									
Angola	37	5	-	-	-	-	-	-	42
Benin	-	-	4	-	-	14	-	-	18
Burkina Faso	-	0	(2)	-	-	-	-	-	(2)
Burundi	-	160	4	-	-	0	-	-	164
Central African Republic	-	0	-	-	-	-	-	-	0
Chad	-	-	19	-	-	-	-	-	19
Comoros	-	-	-	254	-	(1)	-	-	253
Democratic Republic of the Congo	771	60	0	-	-	14	-	38	883
Eritrea	194	-	0	-	-	-	-	-	194
Ethiopia	3,890	24	1	2,394	-	98	291	-	6,698
Gambia (the)	-	247	0	720	-	23	-	-	990
Guinea	(2)	(3)	13	906	-	83	(3)	-	994
Guinea-Bissau	0	-	0	1,083	-	-	528	-	1,611
Lesotho	-	-	3	-	-	-	-	29	32
Liberia	1,830	-	7	4,825	-	0	-	-	6,662
Madagascar	283	568	19	(30)	-	99	15	-	954
Malawi	-	-	123	-	-	-	-	-	123
Mali	-	88	-	-	-	-	13	-	101
Mauritania	-	0	0	-	-	11	-	-	11
Mozambique	1,265	412	28	1,638	-	-	-	-	3,343
Niger	-	-	264	-	-	8	-	-	272
Rwanda	1	216	5	-	-	(1)	-	-	221
Sao Tome and Principe	181	357	-	-	-	-	-	78	616
Senegal	1,031	192	99	433	-	59	1	(34)	1,781
Sierra Leone	287	21	75	851	-	4	-	-	1,238
South Sudan	-	-	-	(1)	(3)	-	0	-	(4)
Togo	(15)	-	0	-	-	-	0	-	(15)

	Member States ^b	Global Environment Facility (GEF)	Montreal Protocol (MLF)	European Union (EU)	Other countries ^c	RPTC ^d and SRA	United Nations agencies ^e	Other donors, IFIs and private sector ^f	Total
Uganda	1,048	(1)	9	-	-	-	-	-	1,056
United Republic of Tanzania	324	843	8	460	-	-	132	-	1,767
Zambia	634	-	99	-	-	116	-	-	849
Subtotal Africa	11,759	3,189	778	13,533	(3)	527	977	111	30,871
African Arab States									
Somalia	(20)	-	85	513	-	-	871	-	1,449
Sudan	1,475	3	1,170	792	-	-	0	72	3,512
Subtotal African Arab States	1,455	3	1,255	1,305	0	0	871	72	4,961
Asia and the Pacific									
Afghanistan	294	-	0	-	-	6	-	-	300
Bangladesh	617	59	-	-	-	0	-	-	676
Bhutan	9	-	-	-	-	-	-	-	9
Cambodia	815	968	-	1,720	0	51	146	8	3,708
Lao People's Democratic Republic	-	324	-	-	-	-	-	-	324
Myanmar	327	(4)	-	-	-	13	-	-	336
Nepal	154	-	-	(12)	-	100	-	-	242
Timor-Leste	48	-	-	-	-	0	-	-	48
Subtotal Asia and the Pacific	2,264	1,347	0	1,708	0	170	146	8	5,643
Western Asian Arab States									
Yemen	453	-	-	-	-	-	-	-	453
Subtotal Western Asian Arab States	453	0	0	0	0	0	0	0	453
Grand total	15,931	4,539	2,033	16,546	(3)	697	1,994	191	41,928

^a Technical cooperation activities includes Special Resources for Africa (SRA) amounting to a \$0.3m expenditure in 2022.

^b Current Member States. Includes Industrial Development Funds (IDF) and trust funds including third party, self-financed, thematic and partnership trust funds for China, Finland, Germany, Peru, the Russian Federation and Spain.

^c Other countries includes former Member States, Industrial Development Fund (IDF) residuals, and trust funds including third party and self-financed.

^d Regular Programme of Technical Cooperation (RPTC) and Special Resources for Africa (SRA).

^e Combines all United Nations agencies including funding from other donors such as GEF and EU as pass-through agreements.

^f Includes non-governmental, international financial institutions (IFIs) and private sector entities.

Note: Values shown in parentheses reflect decreases after project/grant closure.

Table 2: Net project approvals by country and major donor, 2022^a
(In thousands of US dollars)

	Member States ^b	Global Environment Facility (GEF)	Montreal Protocol (MLF)	European Union (EU)	Other countries ^c	RPTC ^d and SRA	United Nations agencies ^e	Other donors, IFIs and private sector ^f	Total
Africa									
Angola	448	0	-	-	-	73	-	-	521
Benin	-	-	256	-	-	29	-	-	285
Burkina Faso	-	0	0	-	-	-	-	-	0
Burundi	-	0	0	-	-	(27)	-	-	(27)
Central African Republic	-	-	-	-	-	0	-	-	0
Chad	-	-	256	-	-	-	-	-	256
Comoros	-	-	-	1,209	-	(2)	-	-	1,207
Democratic Republic of the Congo	2,464	8,932	119	-	-	(7)	-	30	11,538
Eritrea	0	-	105	-	-	-	-	-	105
Ethiopia	1,920	3,000	89	1,825	-	173	0	-	7,007
Gambia (the)	-	(5)	39	702	-	34	-	-	770
Guinea	0	(12)	56	(93)	-	122	(19)	-	54
Guinea-Bissau	(13)	-	39	(123)	-	41	467	-	411
Lesotho	-	-	-	-	-	-	-	466	466
Liberia	1,730	678	135	5,022	-	(1)	-	-	7,564
Madagascar	0	50	208	0	-	88	163	-	509
Malawi	-	-	0	-	-	-	-	-	0
Mali	-	0	-	-	-	21	0	-	21
Mauritania	-	(10)	200	-	-	(2)	-	-	188
Mozambique	2,354	(30)	0	2,300	-	-	-	-	4,624
Niger	-	-	322	-	-	(2)	-	-	320
Rwanda	0	0	0	-	-	(59)	-	-	(59)
Sao Tome and Principe	174	0	-	-	-	-	-	500	674
Senegal	(87)	2,074	0	672	-	71	5	(33)	2,702
Sierra Leone	0	0	(2)	1,264	-	(1)	-	-	1,261
South Sudan	-	0	-	(259)	0	-	(83)	-	(342)
Togo	(17)	-	251	-	-	-	0	-	234
Uganda	0	0	0	-	-	(4)	-	-	(4)
United Republic of Tanzania	136	0	39	2,549	-	(2)	578	-	3,300
Zambia	827	-	(7)	-	-	134	-	-	954
Subtotal Africa	9,936	14,677	2,105	15,068	0	679	1,111	963	44,539

	Member States ^b	Global Environment Facility (GEF)	Montreal Protocol (MLF)	European Union (EU)	Other countries ^c	RPTC ^d and SRA	United Nations agencies ^e	Other donors, IFIs and private sector ^f	Total
African Arab States									
Somalia	2	-	119	1,207	-	-	2,305	-	3,633
Sudan	1,724	(1)	0	441	-	(4)	-	0	2,160
Subtotal African Arab States	1,726	(1)	119	1,648	-	(4)	2,305	0	5,793
Asia and the Pacific									
Afghanistan	0	0	0	-	-	(1)	-	-	(1)
Bangladesh	1,007	0	-	-	-	(4)	-	-	1,003
Bhutan	14	-	-	-	-	-	-	-	14
Cambodia	242	0	-	1,342	20	(7)	155	22	1,774
Lao People's Democratic Republic	-	0	-	-	-	-	-	-	0
Myanmar	147	0	0	-	-	(1)	-	-	146
Nepal	192	-	-	-	-	(1)	-	-	191
Timor-Leste	885	-	-	-	-	(1)	-	-	884
Subtotal Asia and the Pacific	2,487	0	0	1,342	20	(15)	155	22	4,011
Western Asian Arab States									
Yemen	0	-	-	-	-	-	-	-	0
Subtotal Western Asian Arab States	0	-	-	-	-	-	-	-	0
Grand total	14,149	14,676	2,224	18,058	20	660	3,571	985	54,343

^a Technical cooperation activities includes Special Resources for Africa (SRA) amounting to \$0.5m in net approvals in 2022.

^b Current Member States. Includes Industrial Development Funds (IDF) and trust funds including third party, self-financed, thematic and partnership trust funds for China, Finland, Germany, Peru, Spain and the Russian Federation.

^c Other countries includes former Member States, Industrial Development Fund (IDF) residuals, and trust funds including third party and self-financed.

^d Regular Programme of Technical Cooperation (RPTC) and Special Resources for Africa (SRA).

^e Combines all United Nations agencies including funding from other donors such as GEF and EU as pass-through agreements.

^f Includes non-governmental, international financial institutions (IFIs) and private sector entities.

Note: Values shown in parentheses reflect decreases after project/grant closure.

APPENDIX D
PROGRAMMABLE FUNDS^a
2022 Net approvals and expenditures

	<i>Net approvals</i>	<i>Expenditures</i>
	<i>(In thousands of US dollars)</i>	
Thematic trust funds		
Trust fund for increased food security through agribusiness and agro-industry promotion ^b	(6)	11
Trust fund for renewable energy for productive uses	(1)	0
Trust fund for trade-related capacity-building ^c	175	208
Trust fund for youth employment	(10)	0
Trust fund for Latin America and the Caribbean ^d	295	248
TOTAL	453	467
Partnership trust funds		
Partnership trust fund	(12)	47
Partnership trust fund – China	134	630
Partnership trust fund – Peru	17	18
Partnership trust fund – Russian Federation	(26)	0
TOTAL	113	695
Regular Programme of Technical Cooperation (RPTC)		
Economic competitiveness	221	737
Shared prosperity from industry	620	352
Environmentally sustainable industry	614	1 537
Cross-cutting issues	2 214	2 798
TOTAL	3 669	5 424
Special Resources for Africa (SRA)	483	322
Total RPTC and SRA	4 152	5 746

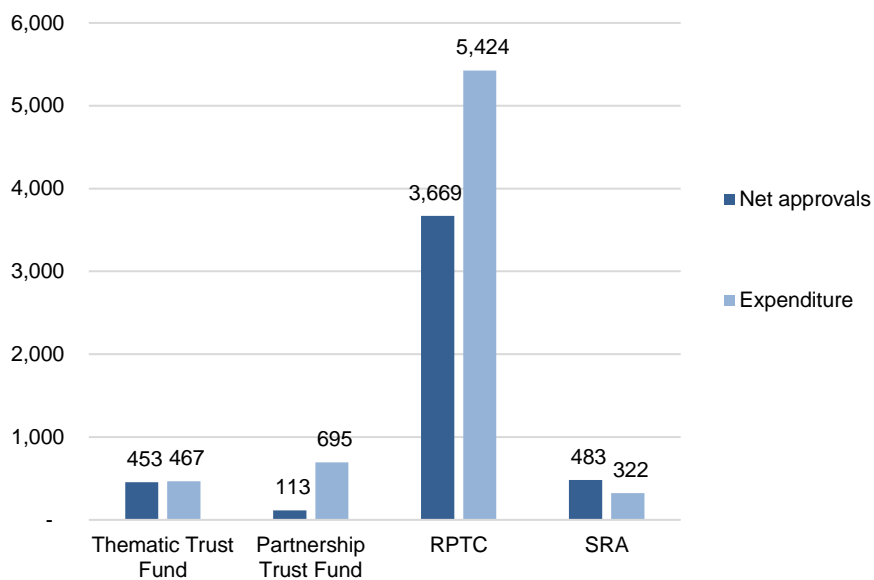
^a Programmable funds are unearmarked contributions from Member States.

^b Includes contribution from Finland.

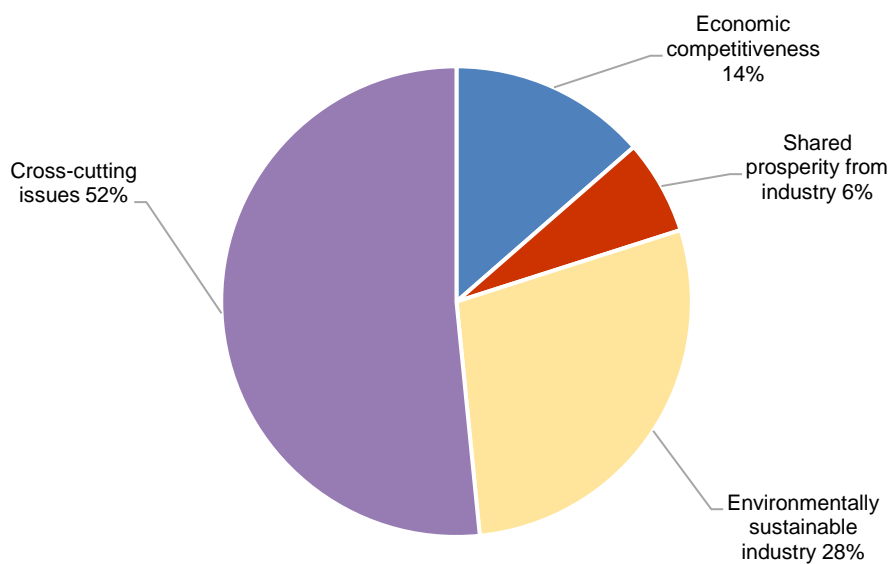
^c Includes contribution from Finland and Germany.

^d Includes contribution from Germany.

Net approvals and expenditure 2022
(In thousands of US dollars)



Regular programme of technical cooperation
Percentage of expenditures



APPENDIX E

PROGRAMME FOR COUNTRY PARTNERSHIP (PCP) – SELECTED HIGHLIGHTS FROM PCPs IN IMPLEMENTATION

This appendix presents selected portfolio highlights from PCPs in implementation in Cambodia, Egypt, Ethiopia, Morocco, Peru, Senegal and Zambia, as well as in programming in Côte d'Ivoire and Nigeria.

PCPs in implementation

PCP Cambodia

- **PCP coordination:** The high-level interministerial national coordination body, chaired by the Senior Minister of Industry, Science, Technology and Innovation, held its second meeting in September 2022 bringing together all key national ministries and stakeholders. It reviewed progress and challenges in 2022 and the workplan for 2023. The UNIDO Industrial Development Report was also presented, together with the PCP mid-term review, which highlighted the PCP's positive performance and flexibility in responding to the challenges posed by the pandemic.
- **Partnerships for industrial diversification through special economic zones (SEZs) and innovation:** In February 2022, UNIDO signed an aide-memoire with the Asian Infrastructure Investment Bank (AIIB) to jointly support the Government in developing the Sihanoukville province into a multi-purpose special economic zone (SEZ). The Government and the Urban Planning and Design Institute of Shenzhen are developing the master plan. A needs assessment funded by the Green Climate Fund identified eight priority technologies to support the Sihanoukville SEZ, which were presented to the Government. Highlights of other UNIDO projects contributing to this PCP focus area include trainings as part of the Swiss-funded Agro-Food and Tourism Enterprise Recovery Programme on areas such as digital marketing, tourism hospitality, hygiene and safety, as well as capacity-building for the Government in implementing COVID-19 recovery plans. A \$1.6 million Global Environment Facility (GEF) programme was launched to promote cleantech innovation and entrepreneurship in start-ups and small and medium-sized enterprises (SMEs).
- **Agro-value chain development:** With funding from the European Union (EU) and technical support from UNIDO through the "CAPFish-Capture: Post harvest Fisheries Development" project, the Cambodia Quality Seal scheme was developed to promote good hygiene practices, food safety and quality management systems, and add value to the fish and fishery products. The project also supported the Laboratory of Environment and Food Safety of the Institut Pasteur du Cambodge in obtaining ISO 17025 accreditation.
- **In cross-cutting areas,** UNIDO supported the Government in mainstreaming sustainable energy and reducing greenhouse gas emissions, building capacities for circular business practices, and empowering women and youth through the Swiss-funded United Nations joint programme, bringing together the International Labour Organization, the United Nations Educational, Scientific and Cultural Organization, the United Nations International Children's Emergency Fund and UNIDO.

PCP Egypt

- **Expansion of the technical cooperation (TC) portfolio:** The UNIDO TC portfolio expanded to 18 projects at country-level and five regional projects supporting Egypt, with a total estimated budget of \$45 million. In the area of green hydrogen, cooperation is ongoing with the Ministry of Electricity and Renewable Energy, the Sovereign Fund of Egypt, the Suez Canal Economic Zone Authority and the private sector. In the PCP focus area of "smart cities and eco-industrial parks", the Global Eco-Industrial Parks Programme kicked-off in Egypt by providing technical assistance to two industrial zones as pilots of the eco-industrial park concept.
- **At the occasion of the 2022 United Nations Climate Change Conference (COP27) in Egypt,** the President of Egypt, His Excellency Mr. El-Sisi, and His Excellency Mr. Alexander De Croo, Prime Minister of Belgium, launched the Global Renewable Hydrogen Forum, supported by UNIDO. The Forum will be a multi-stakeholder public-private platform to facilitate the use of renewable hydrogen for the decarbonization of industry and identify instruments for cross-border trade of renewable hydrogen between developing and developed countries.
- **PCP partnerships are further expanding** with entities such as the Central Bank of Egypt, the Industrial Modernization Center, the EU, the African Development Bank (AfDB), the African Export-Import Bank and the International Islamic Trade Finance Corporation, including through the development of new projects.

UNIDO has also joined the Joint United Nations Digitalization and Technology Task Force, which aims to strengthen cooperation between national authorities and United Nations agencies working in Egypt, to harness modern technologies for sustainable development and support the PCP area of mainstreaming Industry 4.0.

PCP Ethiopia

- UNIDO has been supporting Ethiopia's **industrialization, structural transformation and poverty reduction efforts through the PCP**, focusing on three light manufacturing sectors: agro-food processing, leather and leather products, and textiles and apparel. The PCP has focused on the implementation of flagship large-scale industrial projects, such as the development of four pilot integrated agro-industrial parks (IAIPs) across four regions of Ethiopia. The development of IAIPs is also aligned with several ongoing agro-related national and partner programmes in the country.

IAIP highlights:

- **Over \$542.76 million** in total budgeted by the Government of Ethiopia for the four IAIPs from 2017 to date
- **\$563.785 million** development partner support received from 2017 to date
- **Three** of the four pilot **IAIPs** inaugurated and open for business
- **149,000 farmers** benefited from skills upgrading
- **116 investors** signed lease/shed agreements with the Regional Industrial Park Development Corporations
- **\$33 million** in foreign currency gained from the IAIPs so far
- **Seven investors** have established processing facilities (factories) with \$7.2 million investment
- **\$1.29 billion** total investment (current and planned) in the IAIPs and the Agricultural Commodities Procurement Zones as per the revised feasibility studies
- **1,196 direct jobs** generated at factories within the three IAIPs in the course of 2022
- **Three** investment promotion events held in 2022
- **279 investors** have shown interest and registered to operate in the three inaugurated IAIPs
- **Eleven** studies conducted in various areas such as circular economy, gender, waste treatment, food safety, etc.

PCP Morocco

- **Reinforced cooperation and new joint initiatives:** In May 2022, the Director General conducted his first official visit to the Kingdom of Morocco. On this occasion, the Government and UNIDO signed two joint declarations to accelerate green industrial development, notably through the PCP. One focused on accelerating the use of green hydrogen in industry. The other highlighted cooperation on the decarbonization of industry, the establishment of an Industrial Analytics Platform Country Hub in Morocco, the development of data-driven policy approaches and digital public goods, and the promotion of circular economy. A new portal on industrial zones was also launched, jointly developed with MCA-Morocco (a programme agreed by Morocco and the United States Millennium Challenge Corporation) to promote investment in industry and strengthen competitiveness. As part of this, a detailed diagnosis of 114 industrial zones was conducted with recommendations for each zone.

PCP Peru

- **An independent evaluation of the PCP for Peru was conducted in 2022**, as part of the programme's completion phase. The results of the evaluation will provide guidance on the way forward. Throughout its implementation, the PCP supported the development of 13 TC projects/programmes in the country, including 5 national and 8 regional/global projects, which are under implementation or completed.
- **New National Industrial Development Policy approved in December 2022** (Supreme Decree N°016-2022-Produce valid until December 2030). The new policy was developed with the support of UNIDO. Initial support to the implementation of the policy will begin in 2023 through the Partnership for Action on Green Economy project, which will identify manufacturing products with potential for increased diversification and sustainability of industries. Through its Global Industrial Policy Advice Facility, UNIDO also conducted a

training programme for representatives of the Government of Peru on digitalization in the manufacturing sector.

- **Expansion of the GEF portfolio:** UNIDO is developing a new GEF project with Government counterparts, executing partners and other key stakeholders to support Peru in expanding blue economy benefits and the conservation of critical biodiversity and ecosystem services. This is in addition to the ongoing GEF-funded project jointly implemented with the Food and Agriculture Organization, the International Fund for Agricultural Development and Peru's Ministry of Environment, focused on building human well-being and resilience in Amazonian forests by enhancing the value of biodiversity for food security and bio-businesses, in the context of climate change.

PCP Senegal

- **Ongoing implementation of the Industrialization Policy and Strategy (2021-2035)** prepared with the support of UNIDO. On 29 January 2022, the President of the AfDB and the Government of Senegal signed several agreements to support industrial acceleration, SMEs and women's empowerment. UNIDO contributed to the review of the national reform on SEZs, notably by providing recommendations on the regulatory, institutional and operational framework. The GEF-funded Global CleanTech programme to be implemented in Senegal will further support the technology and innovation priority of the Industrialization Policy and Strategy.
- **The national PCP Steering Committee met in April 2022, to discuss progress and results.** Since 2015, the Government has leveraged an estimated cumulative \$1 billion towards the realization of Senegal's large-scale industrial projects supported by UNIDO through the PCP. In addition, since the start of the PCP in 2015, the UNIDO TC portfolio has amounted to cumulative \$27.5 million for national and regional projects.
- **Progress in the development of the three agro-poles:** Construction of the Southern agro-pole started in 2022. UNIDO finalized the feasibility study for the Northern agro-pole, financed by the AfDB through the Korea-Africa Economic Cooperation Trust Fund, which evaluated the rice, meat and horticulture value chains. This will be complemented in 2023, by social and environmental assessments to support financing decisions by partners such as the AfDB, the European Investment Bank (EIB) and Japan. The feasibility study for the Central agro-pole was also finalized by Enabel, the Belgian Development Agency, and submitted for financing consideration to the AfDB and the EIB. The EU and Italy are among the partners committed to support the future development of the agro-poles.

PCP Zambia

- **UNIDO is supporting the development of the Zambia-Zimbabwe Common Agro-Industrial Park through the PCP.** As part of this, UNIDO provided advisory support to the United Nations Economic Commission for Africa and the AfDB, as the initiative's key partners, in the preparation of the pre-feasibility study. The development of this park is a multi-stakeholder flagship initiative, coordinated by the Common Market for Eastern and Southern Africa (COMESA) Secretariat. COMESA has also requested UNIDO to conduct the eventual feasibility study for this project. UNIDO organized a study tour for Government representatives of both countries to the integrated agro-industrial parks already established in Ethiopia to learn from their experiences and best practices.
- **Continued collaboration in the development of a rural electrification initiative and TC portfolio expansion:** in collaboration with the Green Climate Fund, UNIDO is supporting the Ministry of Energy, Ministry of Finance and National Planning, the Rural Electrification Authority and the Development Bank of Zambia to formulate this project. Developed as part of the PCP's focus on value addition, the initiative aims to mobilize around \$12 million in climate finance to support Zambia in the construction of renewable energy-based mini-grids, which would generate an estimated 2.4 megawatt of electric power. In parallel, UNIDO is implementing a TC portfolio of national and regional projects amounting to around \$10 million through the PCP, contributing, inter alia, to cleaner production and enhanced industrial skills for Zambia's youth.

PCPs in programming

PCP Côte d'Ivoire

- **UNIDO contributions to the "Structural transformation of the economy through industrialization and cluster development" pillar of the National Development Plan 2021–2025 of Côte d'Ivoire:** UNIDO supported the development of the Strategy for the Promotion and Development of Industrial Zones, adopted in March 2022 by the Council of Ministers, chaired by the President of the Republic. Building on the country

diagnostic conducted as part of PCP programming, UNIDO will support the Government to design and implement a new industrial clusters strategy. The diagnostic identified priority sectors grouped into seven industrial clusters: (i) agro-industry; (ii) chemistry and plastics; (iii) construction, furniture and equipment; (iv) pharmaceuticals; (v) textiles (clothing and furniture) and accessories; (vi) packaging; and (vii) manufacturing of spare parts and assembly of specialty vehicles.

- **Partnership and Funds Mobilization Strategy adopted by the Government:** The strategy foresees the inclusion of the PCP in the Government's Public Investment Programme, and implementation by the Technical Committee of Partners and Donors, co-chaired by the Minister of Economy and Finance and the Minister of Industry. Government consultations on the "Standard Administrative Arrangement for Industrial Development Fund Special Purpose Contributions" to UNIDO were finalized, paving the way for the signature of the document in 2023.
- **Launch of the PCP component on "Human capital development, Industry 4.0 and gender"** through the implementation of the German-funded project on Industry 4.0 for youth employment in Tunisia and Côte d'Ivoire.

PCP Nigeria

- **Conversion of the Nigeria Country Programme to the PCP underway:** The Government established a committee to guide the PCP formulation, composed of representatives of the Federal Ministry of Industry, Trade and Investment, the Ministry of Budget and National Planning and UNIDO. The committee met several times in 2022, to identify the initial PCP priority areas, in line with the National Development Plan 2021–2025, and the United Nations Sustainable Development Cooperation Framework 2023–2027, as well as to discuss key PCP stakeholders and possible funding modalities.

Initial focus areas identified: The Government has approved the following six initial priority areas for the PCP: (i) industrial policy and strategic governance; (ii) development of start-ups, micro-, small and medium-sized enterprises, innovation, science, technology and the digital economy; (iii) Industrial park/SEZ development and investment promotion; (iv) value chain development; (v) sustainable energy and environmental management; and (vi) trade capacity-building and the African Continental Free Trade Area.

APPENDIX F**APPOINTMENTS OF INDIVIDUAL SERVICE AGREEMENT (ISA) HOLDERS¹**

Table 1
 Appointments/contracts of ISA holders by Lists of States² and gender

<i>Lists of States (Member State List)</i>	<i>Number of appointments</i>		
	<i>Female</i>	<i>Male</i>	<i>Total</i>
List A	947	1 545	2 492
List B	242	356	598
List C	278	283	561
List D	236	133	369
Others	105	201	306
Grand total	1 808	2 518	4 326

¹ The figures listed reflect the records available as of 9 January 2023 for the period 1 January 2022 to 31 December 2022.

² Refers to Lists of States in Annex I to the Constitution of UNIDO (GC.19/23).

Table 2
Appointments/contracts of ISA holders by country/area/territory

<i>Country/area/territory</i>	<i>Number of Appointments</i>	<i>Country/area/territory</i>	<i>Number of Appointments</i>
Nationality		Nationality	
Afghanistan	14	Finland	7
Albania	23	France	75
Algeria	12	Gabon	6
Antigua and Barbuda	2	Gambia (the)	19
Argentina	24	Georgia	16
Armenia	41	Germany	85
Australia	4	Ghana	72
Austria	155	Greece	4
Azerbaijan	1	Guatemala	4
Bahrain	4	Guinea	41
Bangladesh	22	Guinea-Bissau	11
Barbados	1	Honduras	7
Belarus	7	Hungary	3
Belgium	7	India	222
Benin	14	Indonesia	60
Bolivia (Plurinational State Of)	14	Iran (Islamic Republic of)	48
Bosnia and Herzegovina	15	Iraq	19
Botswana	6	Ireland	14
Brazil	62	Italy	170
Bulgaria	16	Japan	33
Burkina Faso	9	Jordan	47
Burundi	6	Kazakhstan	6
Cabo Verde	10	Kenya	83
Cambodia	82	Kuwait	1
Cameroon	28	Kyrgyzstan	14
Canada	47	Lao People's Democratic Republic	9
Chad	3	Latvia	1
Chile	14	Lebanon	50
China	58	Lesotho	1
China, Macao SAR	1	Liberia	52
Colombia	147	Libya	4
Comoros	4	Madagascar	15
Costa Rica	10	Malawi	1
Côte d'Ivoire	31	Malaysia	13
Croatia	18	Mali	6
Cuba	13	Mauritania	3
Czechia	8	Mauritius	3
Democratic Republic of the Congo	10	Mexico	49
Denmark	7	Mongolia	18
Dominican Republic	1	Montenegro	4
Ecuador	16	Morocco	76
Egypt	126	Mozambique	33
El Salvador	2	Myanmar	52
Ethiopia	168	Namibia	5
Fiji	2	Nepal	4

<i>Country/area/territory</i>	<i>Number of Appointments</i>	<i>Country/area/territory</i>	<i>Number of Appointments</i>
Nationality		Nationality	
Netherlands	23	Somalia	5
New Zealand	5	South Africa	58
Nicaragua	45	Spain	58
Niger	10	Sri Lanka	33
Nigeria	86	State of Palestine	47
North Macedonia	39	Sudan	48
Norway	8	Sweden	8
Oman	3	Switzerland	10
Pakistan	110	Syrian Arab Republic	10
Panama	2	Tajikistan	13
Papua New Guinea	2	Thailand	27
Paraguay	12	Togo	6
Peru	67	Trinidad and Tobago	4
Philippines	51	Tunisia	141
Poland	17	Türkiye	27
Portugal	17	Turkmenistan	2
Republic of Korea	18	Uganda	21
Republic of Moldova	10	Ukraine	48
Romania	27	United Kingdom of Great Britain and Northern Ireland	68
Russian Federation	46	United Republic of Tanzania	31
Rwanda	8	United States of America	52
Saint Vincent and the Grenadines	3	Uruguay	25
Sao Tome and Principe	3	Uzbekistan	5
Senegal	64	Venezuela (Bolivarian Republic of)	39
Serbia	28	Viet Nam	34
Sierra Leone	22	Yemen	3
Slovakia	16	Zambia	18
Slovenia	2	Zimbabwe	10
		Grand total	4 326

APPENDIX G

AGREEMENTS AND OTHER ARRANGEMENTS CONCLUDED BY UNIDO IN 2022¹

I. States²

Australia

Trust fund arrangement between UNIDO and the Government of Australia regarding the implementation of a project entitled “Remote audit and verification practices to facilitate food trade”, signed on 17 June 2022.

Azerbaijan

Cooperation framework between UNIDO and the Government of the Republic of Azerbaijan for the period 2022–2026, signed on 14 November 2022.

Canada

Contribution arrangement between UNIDO and the Department of Foreign Affairs, Trade and Development (DFATD) of Canada regarding the implementation of a project entitled “Centre of excellence for the circular economy in Ghana”, signed on 25 March 2022.

Germany

Exchange of letters constituting an agreement between UNIDO and the Government of the Federal Republic of Germany regarding the extension of the UNIDO Investment and Technology Promotion Office (ITPO) in Germany from 1 January 2023 to 31 December 2025, signed on 29 August and 28 September 2022.

Arrangement between UNIDO and the Government of the Federal Republic of Germany regarding the implementation of a project entitled “Increasing African production of vaccines and essential medicines through business linkages and technology transfer”, signed on 1 December 2022.

Trust fund agreement between UNIDO and the Government of the Federal Republic of Germany regarding the implementation of a project entitled “Industrial Deep Decarbonisation Initiative”, signed on 5 December 2022.

Italy

Funding arrangement between UNIDO and the Government of the Republic of Italy regarding the implementation of a project in Kenya entitled “Enhancing business acceleration services through public-private partnership approach”, signed on 29 July 2022.

Funding arrangement between UNIDO and the Government of the Republic of Italy regarding the implementation of a project entitled “UNIDO partnership model for de-risking investments in the Ethiopian coffee sector”, signed on 29 October 2022.

Joint declaration by the Director of UNIDO Investment and Technology Promotion Office in Italy and the President of the Region of Veneto of the Republic of Italy regarding the fostering of industrial cooperation, signed on 21 December 2022.

Japan

Exchange of notes constituting an agreement between UNIDO and the Government of Japan regarding the implementation of a project in Nigeria entitled “Promoting sustainable plastic value chains through circular economy practices”, signed on 10 February 2022.

¹ This list contains signed Agreements or Arrangements deposited with the Office of Legal Affairs and Compliance of UNIDO as at 17 February 2023. Amendments to existing Agreements or Arrangements are not included unless the amendment reflects substantive changes.

² Including governments and regional governments or provinces.

Exchange of notes constituting an agreement between UNIDO and the Government of Japan regarding the implementation of a project in Ghana entitled “Improving the technology and quality control system of higher value addition in the post-harvest processes of the rice value chain” signed on 18 February 2022.

Exchange of notes constituting an agreement between UNIDO and the Government of Japan regarding the implementation of projects in Cameroon and in the Democratic Republic of the Congo, signed on 23 February 2022.

Exchange of notes constituting an agreement between UNIDO and the Government of Japan regarding the implementation of a project in Ghana entitled “Expanding the Kaizen initiative by enhancing sustainable agribusiness”, signed on 18 July 2022.

Exchange of notes constituting an agreement between UNIDO and the Government of Japan regarding the extension of the UNIDO Investment and Technology Promotion Office in Tokyo from 1 January 2023 to 31 December 2028, signed on 6 December 2022.

Mongolia

Strategic cooperation framework between UNIDO and the Ministry of Food, Agriculture and Light Industry of Mongolia for the period 2021–2025, signed on 22 January and 25 February 2022.

Morocco

Joint declaration by the Director General of UNIDO, the Minister of Industry and Trade and the Minister of Energy Transition and Sustainable Development of the Kingdom of Morocco regarding the establishment of a development partnership in support of the UNIDO Global Programme for Green Hydrogen in Industry, signed on 16 May 2022.

Joint declaration by the Director General of UNIDO and the Minister of Industry and Trade of the Kingdom of Morocco, signed on 16 May 2022.

Philippines

Joint declaration by the Director General of UNIDO and the Undersecretary for Multilateral and International Economic Relations of the Department of Foreign Affairs of the Republic of the Philippines, signed on 29 September 2022.

Slovenia

Roadmap for cooperation between UNIDO and the Government of the Republic of Slovenia, signed on 30 June 2022.

Sweden

Agreement between UNIDO and the Government of Sweden regarding the implementation of a project entitled “Support for training and skilled employment in the heavy equipment sector of the Democratic Republic of the Congo”, signed on 27 May 2022.

Agreement between UNIDO and the Government of Sweden regarding the implementation of a project entitled “Promoting MSME development and employment opportunities in Liberia through a market system and cluster development approach in agro-industry value chains – GROW-2”, signed on 8 and 10 November 2022.

Switzerland

Letter of agreement between UNIDO and the Swiss State Secretariat for Economic Affairs (SECO) regarding the implementation of a project entitled “Global Quality and Standards Programme (GQSP) – Phase 2”, signed on 9 and 16 September 2022.

United Kingdom of Great Britain and Northern Ireland (UK)

Framework arrangement on co-financing and technical co-operation between UNIDO and the Government of the United Kingdom, signed on 2 and 8 November 2022.

Administrative arrangement between UNIDO and the Department for Business, Energy and Industrial Strategy (BEIS) of the United Kingdom regarding the implementation of a project entitled “Accelerating climate action and ambition on energy efficiency”, signed on 2 and 8 November 2022.

II. The United Nations, its agencies, funds and programmes

United Nations (UN)

Memorandum of understanding between the participating UN Organizations and the United Nations Development Programme (UNDP) Multi-Partner Trust Fund Office regarding the operational aspects of a SDGs Acceleration Fund for Albania, signed by UNIDO on 7 March 2022.

Memorandum of understanding between the participating UN Organizations and the UNDP regarding the operational aspects of a United Nations Road Safety Trust Fund (UNRSF), signed by UNIDO on 13 May 2022.

Memorandum of understanding between the participating UN Organizations and the UNDP Multi-Partner Trust Fund Office regarding the operational aspects of the Uzbekistan Vision 2030 Fund in Uzbekistan, signed by UNIDO on 15 July 2022.

Food and Agriculture Organization of the United Nations (FAO)

Memorandum of understanding on working arrangements between UNIDO and FAO, signed on 17 October 2022.

United Nations Development Programme (UNDP)

Statement of intent between UNIDO, Japan External Trade Organization (JETRO), Japan International Cooperation Agency (JICA) and UNDP, signed on 28 August 2022.

United Nations Educational, Scientific and Cultural Organization (UNESCO)

Contribution agreement between UNIDO and UNESCO regarding the implementation of a project entitled “Fostering creative industries and digital fabrication in Hanoi, Viet Nam”, signed on 23 December 2021 and 4 January 2022.

United Nations Environment Programme (UNEP)

Contribution agreement between UNIDO and UNEP regarding the implementation of a project entitled “Support to the Global Alliance on Circular Economy and Resource Efficiency”, signed on 20 and 21 December 2022.

United Nations Population Fund (UNFPA)

Contribution agreement between UNIDO and UNFPA regarding the implementation of a project entitled “Promoting the human security approach for the protection, empowerment, and economic inclusion of youth-at-risk during and after the COVID-19 pandemic”, signed on 24 March and 18 April 2022.

World Food Programme (WFP)

Memorandum of understanding between UNIDO and WFP regarding cooperation for local sourcing of specialized nutritious foods, signed on 6 and 8 June 2022.

III. Other intergovernmental organizations

African Export-Import Bank (Afreximbank)

Trust fund agreement between UNIDO and Afreximbank regarding the implementation of a project entitled, “Capacity building programme for Afreximbank and Joint Project Preparation Facility partners in project preparation for export manufacturing and infrastructure development”, signed on 14 and 16 December 2022.

Asia Infrastructure and Investment Bank (AIIB)

Aide-Mémoire between UNIOD and AIIB, signed on 10 February 2022.

European Investment Bank (EIB)

Joint declaration by the Director General of UNIDO and the President of EIB, signed on 23 March 2022.

European Union (EU)

Contribution agreement between UNIDO and the EU regarding the implementation of a project entitled “Poverty alleviation and inclusive development across rural Sindh (PAIDAR)”, signed on 28 December 2021 and 19 January 2022.

Contribution agreement between UNIDO and the EU regarding the implementation of a project entitled “Strengthening of the cocoa value chain in Nicaragua – NICACAO”, signed on 6 and 7 December 2022.

Contribution agreement between UNIDO and the EU regarding the implementation of a project in Viet Nam entitled “Accelerating energy efficiency in larger industries through energy management systems, system optimization and the promotion and adoption of energy efficiency in small and medium-sized enterprises (IEEP)”, signed on 8 December 2022.

Declaration of intent between the Director General of UNIDO and the Commissioner for International Partnerships of the European Commission regarding a cooperation on projects in Madagascar, Nicaragua, the Philippines and Viet Nam, signed on 12 December 2022.

Contribution agreement between UNIDO and the EU regarding the implementation of a project in the Philippines entitled “Bangsamoro Agri-Enterprise Programme – Inclusive Agribusiness Development for Human Security”, signed on 9 and 13 December 2022.

Contribution agreement between UNIDO, the EU and other UN Organizations regarding the implementation of a project entitled “Inter-organization programme for the sound management of chemicals (IOMC) toolbox for decision making in chemicals management, phase IV”, signed on 9 and 15 December 2022.

Gulf Organization for Industrial Consulting (GOIC)

Trust fund agreement between UNIDO and GOIC regarding the implementation of a project entitled “Building an industrial production index (IPI) for the United Arab Emirates”, signed on 9 and 10 March 2022.

International Renewable Energy Agency (IRENA)

Joint declaration by the Director General of UNIDO and the Director General of IRENA regarding the cooperation on sustainable energy future through the fundamental role of green hydrogen, signed on 8 November 2022.

International Solar Alliance (ISA)

Trust fund agreement between UNIDO and ISA regarding the implementation of a project entitled “Structuring of an International Network of Solar Technology and Application Resource Centres”, signed on 18 and 23 August 2022.

l’Organisation internationale de la Francophonie (OIF)

Funding agreement between UNIDO and OIF regarding the implementation of a project entitled “First operational phase of the Centre for Renewable Energy and Energy Efficiency for Central Africa”, signed on 15 and 23 December 2022.

IV. National organizations

China International Center for Economic and Technical Exchanges (CICETE), China

Trust fund agreement between UNIDO and CICETE regarding the implementation of a project entitled “Supporting the establishment and development of the International Hydrogen Energy Centre”, signed on 11 and 23 August 2022.

Deutsche Gesellschaft für Internationale Zusammenarbeit (GIZ) GmbH, Germany

Memorandum of agreement between UNIDO and GIZ regarding the UNIDO Partner-Expert Programme, signed on 28 January 2022.

Grant agreement between UNIDO and GIZ regarding the implementation of a project entitled “Accelerating industrial energy efficiency in Morocco”, signed on 24 May and 21 June 2022.

Grant agreement between UNIDO and GIZ regarding the implementation of a project entitled “Climate and ozone protection alliance for hydrofluorocarbon (HFC) and ozone depleting substance (ODS) banks management (COPA)”, signed on 10 and 29 June 2022.

Memorandum of agreement between UNIDO and GIZ regarding the UNIDO Partner-Expert Programme, signed on 28 July 2022.

Grant agreement between UNIDO and GIZ regarding the implementation of a project entitled “Global Partnership for Hydrogen in industry – Phase II”, signed on 22 November and 1 December 2022.

Grant agreement between UNIDO and GIZ regarding the implementation of a project entitled “Support to start-ups and young businesses in Khartoum State”, signed on 19 and 21 December 2022.

Financial Services Commission (FSC), Republic of Korea

Secondment agreement between UNIDO and the Financial Services Commission of the Republic of Korea regarding the implementation of a project entitled “Leveraging climate finance for increased private sector investment in clean technology and business solutions”, signed on 1 November 2022.

Khmer Enterprise, Cambodia

Joint declaration by a Director of UNIDO and the Chief Executive Officer of Khmer Enterprise regarding the implementation a project in Cambodia entitled “Decent employment for youth”, signed on 20 September 2022.

Korea International Cooperation Agency (KOICA), Republic of Korea

Grant arrangement between UNIDO and KOICA regarding the implementation of a project entitled “Industrial policies for digitalization and the fourth industrial revolution in South East Asia”, signed on 20 and 31 October 2022.

L’Agence de Développement de l’Electrification Rurale, Madagascar

Quadripartite funding agreement between UNIDO, L’Agence de Développement de l’Electrification Rurale, La Fondation du Centre Ecologique Albert Schweitzer and SIER-GC regarding the implementation of a project entitled “Electrification project of the Rural Commune of Mandialaza through hydroelectric development of the Andriambe site on the Nanangainana River, District of Moramanga, Alaotra Mangoro Region, Province of Toamasina, Madagascar” signed on 12 July 2022.

V. Other entities

AB Volvo, Sweden

Project implementation agreement between UNIDO and Volvo regarding a vocational programme for truck mechanics in Zambia, signed on 11 June 2021 and 8 March 2022.

amfori, Belgium

Memorandum of understanding on cooperation between UNIDO and amfori, signed on 13 December 2022.

Breakthrough Energy (BE) Foundation, United States of America

Donation agreement between UNIDO and Breakthrough Energy Foundation regarding the implementation of a project entitled “Industrial Deep Decarbonisation Initiative”, signed on 23 November 2022.

Camco Management Limited (Camco), UK

Memorandum of understanding on cooperation between UNIDO and Camco, signed on 11 November 2022.

ClimateWorks Foundation, United States of America

Exchange of letters constituting an agreement between UNIDO and the ClimateWorks Foundation regarding the implementation of a project entitled “Industrial Deep Decarbonisation Initiative”, signed on 11 August and 20 September 2022.

Convergence Blended Finance. Inc, Canada

Trust fund agreement between UNIDO and Convergence Blended Finance regarding the implementation of a project entitled “Fiji Outer Island Off-grid Fund”, signed on 28 March and 6 April 2022.

Earth, Wind & Power (EWP), Norway

Joint declaration by the Director General of UNIDO and the Chairman and Co-Founder of EWP regarding collaboration on excess energy to computing power projects, signed on 6 October 2022.

Eni S.p.A, Italy

Joint declaration by the Director General of UNIDO and the Chief Executive Officer of Eni, signed on 17 June 2022.

Epiroc DRC SARL, Democratic Republic of Congo

Project implementation agreement between UNIDO and Epiroc regarding the implementation of a project entitled “Support for training and skilled employment in the heavy equipment sector of the Democratic Republic of the Congo”, signed on 8 July and 29 August 2022.

Erasmus Centre for Entrepreneurship (ECE), Netherlands (Kingdom of the)

Memorandum of understanding on cooperation between UNIDO and ECE, signed on 12 September 2022.

Festo Didactic SE, Germany

Joint declaration by the Director General of UNIDO and Executives of Festo Didactic, signed on 29 November 2022.

Foundation Food Safety System Certification (FSSC), Netherlands (Kingdom of the)

Trust fund agreement between UNIDO and the Foundation FSSC regarding the implementation of a project entitled “Promoting food safety from farm to fork in low and middle-income countries”, signed on 15 June 2022.

Hewlett Packard (HP) Foundation, United States of America

Grant agreement between UNIDO and HP Foundation regarding the HP LIFE e-learning course on Circular Economy, signed on 11 October and 24 November 2022.

Yamasa Wakiguchi Tuna Company, Japan

Project implementation agreement between UNIDO and Yamasa Wakiguchi Tuna Company, signed on 1 July 2022.

VI. Sponsorship Agreements regarding the 27th Conference of the Parties to the United Nations Framework Convention on Climate Change (COP27)

OCI N.V., Netherlands (Kingdom of the)

Sponsorship agreement between UNIDO and OCI regarding an event at COP 27 on “Future Energy – Green Hydrogen”, signed on 10 and 28 November 2022.

OCP SA, Morocco

Sponsorship agreement between UNIDO and OCP regarding an event at COP 27 on “Future Energy – Green Hydrogen”, signed on 2 and 3 November 2022.

Orascom Construction, Egypt

Sponsorship agreement between UNIDO and Orascom Construction regarding an event at COP 27 on “Future Energy – Green Hydrogen”, signed on 30 November and 6 December 2022.

Sovereign Fund of Egypt, Egypt

Sponsorship agreement between UNIDO and the Sovereign Fund of Egypt regarding an event at COP 27 on “Future Energy – Green Hydrogen”, signed on 1 and 3 November 2022.

Spanish Hydrogen Association (AeH2), Spain

Sponsorship agreement between UNIDO and AeH2 regarding an event at COP 27 on “Future Energy – Green Hydrogen”, signed on 28 October and 4 November 2022.

APPENDIX H

COUNTRY PROMOTION PRESENTATIONS/SEMINARS ORGANIZED BY INVESTMENT AND TECHNOLOGY PROMOTION OFFICES (ITPOs) IN 2022

Venue	Country/Region Promoted	Number of Presentations
Austria (2 out of 2 events in person)	Africa Region	1
	Asia Region	1
Bahrain (14 out of 30 events online)	Bahrain	23
	Iraq	1
	Jordan	1
	Saudi Arabia	1
	Sudan (the)	1
Canada (in person)	Global	3
	Africa Region	1
China (1 out of 24 events online and 13 hybrid)	China	15
	Ethiopia	1
	Germany	1
	Sri Lanka	1
	Global	6
Côte d'Ivoire (4 out of 4 events in person)	Africa Region	1
	Côte d'Ivoire	3
Cuba (2 out of 2 events in person)	Cuba	2
Egypt (in person)	Egypt	1
Germany (3 out of 20 events online)	Africa Region	3
	Côte d'Ivoire	2
	Egypt	1
	Kenya	1
	Nigeria	5
	Sudan (the)	4
	Somalia	1
	South Africa	2
	Zambia	1
Italy (24 out of 59 events online and 1 hybrid)	Botswana	5
	Cuba	8
	Egypt	3
	Ethiopia	5
	Iraq	13
	Jordan	2
	Kazakhstan	2
	Kenya	7
	Morocco	3
	Peru	3
Somalia	7	
United Arab Emirates (the)	1	
Japan (18 out of 34 events online and 1 hybrid)	Bangladesh	10
	Cameroon	1
	Côte d'Ivoire	1
	Cuba	1

Venue	Country/Region Promoted	Number of Presentations
	Jordan	1
	Mauritius	3
	Nepal	1
	Sri Lanka	2
	Tajikistan	1
	Türkiye	1
	Uganda	2
	Uzbekistan	1
	Africa Region	2
	Latin America and the Caribbean Region	1
	Small Island Developing States	1
	West Africa	1
	Global	4
Jordan (<i>in person</i>)	Arab Region	1
Kenya (<i>in person</i>)	Kenya	1
Mexico (<i>in person</i>)	Cuba	1
Morocco	Côte d'Ivoire	1
(3 out of 5 events online)	Morocco	3
	Senegal	1
Niger (<i>in person</i>)	Africa Region	1
Nigeria	Africa Region	2
(2 out of 6 events online)	Nigeria	4
Peru (1 out of 2 events hybrid)	Peru	2
Republic of Korea	Asia Region	2
(2 out of 6 events online and 1 hybrid)	India	1
	Peru	1
	Global	2
Sudan (the)	Arab Region	1
(2 out of 2 events in person)	Sudan (the)	1
Russian Federation (the)	Armenia	4
(3 out of 53 events online)	Azerbaijan	3
	Belarus	4
	Brazil	1
	China	3
	India	3
	Indonesia	1
	Iran (Islamic Republic of)	1
	Iraq	1
	Kazakhstan	4
	Kyrgyzstan	3
	Mexico	1
	Portugal	1
	Russian Federation (the)	11
	Sri Lanka	1
	Syrian Arab Republic (the)	1
	Tajikistan	3
	Türkiye	1
	United Arab Emirates (the)	1

<i>Venue</i>	<i>Country/Region Promoted</i>	<i>Number of Presentations</i>
	Uzbekistan	3
	Global	2
Somalia (in person)	Somalia	1
South Africa (1 out of 2 events online)	Africa Region	2
Spain (2 out of 2 events online)	Global	2
Switzerland (in person)	Nigeria	1
Uganda (2 out of 2 events in person)	Uganda	1
	Sub-Saharan Africa	1
United Arab Emirates (the) (1 out of 7 events hybrid)	United Arab Emirates (the)	3
	Arab Region	1
	Africa Region	1
	Global	2
	Total	270

APPENDIX I
FIELD REPRESENTATION
As at 31 December 2022

	<i>DUR</i>	<i>UR_RO</i>	<i>UR_CO</i>	<i>P4</i>	<i>UCR</i>	<i>NO</i>	<i>NO_DIR</i>	<i>GS</i>	<i>JPO</i>	<i>Total</i>
AFRICA REGION										
Burkina Faso										
Cameroon			1					2	1	4
Côte d'Ivoire			1			1		2		4
Democratic Republic of the Congo					1			2		3
Ethiopia						1		2		3
Ghana								1		1
Guinea					1			1		2
Kenya				1		1		2	1	5
Madagascar					1			1		2
Mali					1					1
Mozambique					1	1				2
Nigeria	1					2		4		7
Rwanda					1					1
Senegal			1					2		3
Sierra Leone					1			1		2
South Africa						1		2		3
Togo*										
Uganda					1					1
United Republic of Tanzania						1		2		3
Zimbabwe					1					1
TOTAL	1		3	1	9	8		24	2	48
ARAB REGION										
Algeria					1			2		3
Egypt						1		3	1	5
Jordan					1					1
Lebanon			1					1		2
Morocco					1			2		3
Sudan					1			2		3
Tunisia								1		1
TOTAL			1		4	1		11	1	18
ASIA AND THE PACIFIC REGION										
Afghanistan					1					1
Bangladesh					1					1
Cambodia					1					1
China		1						3		4
India		1						3		4
Indonesia								2		2
Iran (Islamic Republic of)					1			2		3

	<i>DUR</i>	<i>UR_RO</i>	<i>UR_CO</i>	<i>P4</i>	<i>UCR</i>	<i>NO</i>	<i>NO_DIR</i>	<i>GS</i>	<i>JPO</i>	<i>Total</i>
Lao People's Democratic Republic					1					1
Pakistan					1			2		3
Philippines					1			2		3
Sri Lanka*										
Thailand						1		3		4
Viet Nam					1			2		3
TOTAL		2			8	1		19		30
EUROPE AND CENTRAL ASIA REGION										
Armenia					1					1
Kyrgyzstan										
Türkiye							1	1		2
Ukraine*										
TOTAL					1		1	1		3
LATIN AMERICA AND THE CARIBBEAN REGION										
Bolivia (Plurinational State of)										
Brazil						1		1		2
Colombia			1					2		3
Cuba*										
Ecuador					1					1
Mexico						1		3		4
Nicaragua					1					1
Uruguay			1					2		3
TOTAL		1	1		2	2		8		14
GRAND TOTAL	1	3	5	1	24	12	1	63	3	113

	<i>DIR</i>	<i>H</i>	<i>IPO</i>	<i>NPO</i>	<i>NO</i>	<i>IPE</i>	<i>KCM</i>	<i>JPO</i>	<i>IPD</i>	<i>GS</i>	<i>Total</i>
Investment and Technology Promotion Offices											
Bahrain, Manama	0	1	1	0	3	0	0	0	0	3	8
China, Beijing	0	1	0	0	0	0	0	0	0	0	1
China, Shanghai	0	0	0	0	0	0	0	0	0	0	0
Germany, Bonn	0	1	0	0	0	2	0	0	2	2	7
Italy, Rome	0	1	0	0	0	0	0	0	0	2	3
Japan, Tokyo	0	0	0	0	2	0	0	0	2	0	4
Nigeria, Lagos	0	1	0	0	0	0	0	0	0	0	1
Republic of Korea, Seoul	0	0	0	0	0	0	0	0	0	0	0
Centre for International Industrial Cooperation											
Russian Federation, Moscow	1	0	0	0	0	0	0	0	0	0	1
Personnel secured under Technical Cooperation funds and/or other funds											
TOTAL	1	5	1	0	5	2	0	0	4	7	25

**GRAND TOTAL WORKFORCE REPRESENTED IN THE FIELD
(Staff members)**

138

	<i>DIR</i>	<i>H</i>	<i>IPO</i>	<i>NPO</i>	<i>NO</i>	<i>IPE</i>	<i>KCM</i>	<i>JPO</i>	<i>IPD</i>	<i>GS</i>	<i>Total</i>
	<i>DUR</i>	<i>UR_RO</i>	<i>UR_CO</i>	<i>P4</i>	<i>UCR</i>	<i>NO</i>	<i>NO_DIR</i>	<i>GS</i>	<i>JPO</i>	<i>Total</i>	
UNIDO Focal Points*											
Cuba											1
Sri Lanka											1
Togo											0
Ukraine											1
Total number of Focal Points representing UNIDO in the field											3

* Focal Points are not included in appendix J, as they are not part of the regular staff.

DIR	Director
DUR	Director and UNIDO Representative
GS	General Service
H	Head
IPD	Investment Promotion Expert and Deputy Head
IPE	Investment Promotion Expert
IPO	Investment Promotion Officer
NO	National Officer
NO_DIR	National Officer/Director
UCR	UNIDO Country Representative
UR_CO	UNIDO Country Representative in Country Office
UR_RO	UNIDO Country Representative in Regional Office

APPENDIX J

OVERVIEW OF UNIDO WORKFORCE

Table 1
Headcounts as at 31 December 2022 and from
1 January to 31 December 2022

	As of 31 December 2022	January to December 2022
Staff members		
<i>Internationally recruited staff members:</i>		
Core staff members (100 series)	203	212
Non-core staff members (200 series)	78	80
Subtotal of internationally recruited staff members	281	292
<i>Locally recruited staff members:</i>		
National Professional Officers (NO)	48	49
General Service (100 series)	320	327
General Service short-term (300 series)	35	40
Subtotal of locally recruited staff members	403	416
Total employees with staff member status	684	708
<i>Experts and consultants:</i>		
Internationally recruited Individual Service Agreement (ISA) holders	480	807
Locally recruited ISA holders	1,130	1,665
Total employees with ISAs	1,610	2,472
Total UNIDO workforce	2,294	3,180

Table 2
Internationally recruited staff members by grade, duty station and gender as at
31 December 2022

	Field			Headquarters			ITPOs			Offices away from headquarters ¹			Grand total		
	M	F	Total	M	F	Total	M	F	Total	M	F	Total	M	F	Total
International core staff 100 series of staff rule															
DG				1		1							1	0	1
D-2				3	1	4							3	1	4
D-1	2	1	3	11	1	12				1		1	14	2	16
P-5	9	1	10	31	18	49				1		1	41	19	60
P-4	1	1	2	42	33	75							43	34	77
P-3				27	10	37							27	10	37
P-2				3	4	7							3	4	7
P-1					1	1							0	1	1
Subtotal 100 series	12	3	15	118	68	186				2		2	132	71	203
Non-core 200 series of staff rule															
L-6				2		2	3	1	4				5	1	6
L-5	4	1	5	2		2			0				6	1	7
L-4				7	1	8	2	1	3				9	2	11
L-3	5	1	6	10	12	22	2	1	3				17	14	31
L-2	1	3	4	11	5	16		1	1				12	9	21
L-1			0	1	1	2			0				1	1	2
Subtotal 200 series	10	5	15	33	19	52	7	4	11				50	28	78

¹ Offices away from headquarters include liaison offices in Brussels, Geneva and New York.

Table 3
Locally recruited staff members by grade, duty station and gender as at
31 December 2022

	Field			Headquarters			ITPOs			Offices away from headquarters ¹			Grand total		
	M	F	Total	M	F	Total	M	F	Total	M	F	Total	M	F	Total
Local core staff 100 series of staff rule															
NO-4	16	11	27				1	1	2				17	12	29
NO-3	8	4	12				1		1				9	4	13
NO-2	1		1					1	1				1	1	2
NO-1			0				2	2	4				2	2	4
Subtotal NO	25	15	40				4	4	8				29	19	48
G-6	4	12	16	24	63	87					1	1	28	76	104
G-5	1	16	17	37	33	70		1	1		1	1	38	51	89
G-4	6	3	9	37	13	50		3	3	1		1	44	19	63
G-3	22		22	39		39	1	2	3			0	62	2	64
Subtotal GS	33	31	64	137	109	246	1	6	7	1	2	3	172	148	320
Non-core 300 series of staff rule															
G-5				2	4	6							2	4	6
G-4				7	11	18							7	11	18
G-3				5	6	11							5	6	11
Subtotal 300 series				14	21	35							14	21	35

¹ Offices away from headquarters include liaison offices in Brussels, Geneva and New York.

Table 4
Total employees with staff member status by grade and gender
as of 31 December 2022

	Male	Female	Male (%)	Female (%)	Total
DG	1		100.00%	0.00%	1
D-2	3	1	75.00%	25.00%	4
D-1	14	2	87.50%	12.50%	16
P-5	41	19	68.33%	31.67%	60
P-4	43	34	55.84%	44.16%	77
P-3	27	10	72.97%	27.03%	37
P-2	3	4	42.86%	57.14%	7
P-1		1	0.00%	100.00%	1
Subtotal	132	71	65.02%	34.98%	203
G-6	28	76	26.92%	73.08%	104
G-5	40	55	42.11%	57.89%	95
G-4	51	30	62.96%	37.04%	81
G-3	67	8	89.33%	10.67%	75
GS subtotal	186	169	52.39%	47.61%	355
L-6	5	1	83.33%	16.67%	6
L-5	6	1	85.71%	14.29%	7
L-4	9	2	81.82%	18.18%	11
L-3	17	14	54.84%	45.16%	31
L-2	12	9	57.14%	42.86%	21
L-1	1	1	50.00%	50.00%	2
L subtotal	50	28	64.10%	35.90%	78
NO-4	17	12	58.62%	41.38%	29
NO-3	9	4	69.23%	30.77%	13
NO-2	1	1	50.00%	50.00%	2
NO-1	2	2	50.00%	50.00%	4
NO subtotal	29	19	60.42%	39.58%	48
Grand total	397	287	58.04%	41.96%	684

Table 5
Experts and consultants under Individual Service Agreements (ISA)
1 January to 31 December 2022

	Field			Headquarters			Offices away from headquarters ¹			Grand total
	M	F	Total	M	F	Total	M	F	Total	
International Non-Staff	197	74	271	86	122	208		1	1	480
Local Non-Staff	664	411	1,075	16	38	54		1	1	1,130
Grand Total	861	485	1,346	102	160	262		2	2	1,610
		Field	83.60%		Headquarters	16.27%		Offices away from headquarters¹	0.12%	

¹ Offices away from headquarters include liaison offices in Brussels, Geneva and New York.

APPENDIX K

CORPORATE LEARNING AND DEVELOPMENT (UNIDO WORKFORCE)

Status 31 December 2022

Learning Category/Module	Self-paced/ facilitator-led	Gender of Participants		Total number of participants	Total Learning hours
		Male	Female		
I. Orientation for HQ and Field staff					
Staff Performance Management	self-paced	5	4	9	9.00
Subtotal		5	4	9	9.00
II. Executive Development and Management					
Extended eCertificate in Leadership and Management	self-paced	0	1	1	1.5
Introduction to Ethical Leadership	self-paced	0	1	1	3
Leadership Coaching	facilitator-led	0	1	1	6.00
Oxford Women's Leadership Development Programme	facilitator-led	0	3	3	360.00
Systems thinking for sustainable development for Resident Coordinator (RC)/Human Coordinator (HC) Talent Pipeline members	facilitator-led	1	0	1	30.00
Transformational Leadership – Leading Others	self-paced	0	1	1	2.00
Transformational Leadership – Leading Self	self-paced	0	1	1	2.00
UNSSC: Leadership, Women and the UN	facilitator-led	0	3	3	133.50
Subtotal		1	11	12	538.00
III. Technical Competencies Upgrading					
14th UN Representatives of Internal Audit Services (RIAS) Conference/51st RIAS Conference	facilitator-led	0	1	1	28.00
18th Career Round table	facilitator-led	0	2	2	32.00
22nd Conference of International Investigators	facilitator-led	0	1	1	15.00
Advanced Certificate in Public Procurement (CIPS Level 3)	facilitator-led	1	0	1	160.00
Audit Leadership Conversations: A view from the board room	facilitator-led		1	1	1.00

Briefing for Interns on Policymaking Organs and G-77 (various topics)	facilitator-led	1	3	4	14.00
Budget Revision in SAP for TC Projects	facilitator-led	53	130	183	183.00
Building Multi-Stakeholder Partnerships	self-paced	0	1	1	3.00
Business Operations Strategy (various modules)	self-paced	2		2	27.50
Coaching Others Effectively	self-paced	0	1	1	2.00
Coaching Practice for Coaches	facilitator-led	0	1	1	8.00
Data analytics for internal audit	facilitator-led	0	1	1	1.00
Data Science Predictive Analytics (DSPA)	facilitator-led	1	0	1	9.00
Effective Project Management	both	1	0	1	50.00
EU-UNIDO cooperation under the Operational System (OPSYS) (focus: encoding LogFrame) learning session	facilitator-led	30	30	60	120.00
Foundational Certification on Sustainable Development	self-paced	1	0	1	15.00
Full Cost Recovery Awareness Session	facilitator-led	2	1	3	4.50
Fundamentals of Procurement	self-paced	0	1	1	2.00
Global Environment Facility GEF-8 cycle	facilitator-led	16	7	23	46.00
Grant Manual: Overview and Open Discussion	facilitator-led	11	39	50	75.00
Impact Investment	self-paced	0	2	2	20.00
Industry 4.0	self-paced	2	0	2	35.00
Industry 4.0 Assessor Certification	facilitator-led	1	0	1	64.00
Innovation and Technology	facilitator-led	1	0	1	64.00
Innovation Management	self-paced	1	1	2	35.00
Integrated Results and Performance Framework (IRPF)	self-paced	41	63	104	104.00
International Business and Business Alliances	self-paced	1	0	1	2.50
International Merchandise Trade Statistics (IMTS)	self-paced	1	0	1	30.00
Introduction to Innovation	self-paced	1	2	3	9.00
Introductory Certificate in Public Procurement (CIPS Level 2)	facilitator-led	1	0	1	160.00
Knowledge Sharing on internal oversight (Fall session 2022)	facilitator-led	0	2	2	10.00
Management of Vocational Training Centres	both	1	0	1	60.00
Market Systems Development	facilitator-led	8	5	13	240.00
Professional Writing Skills	facilitator-led	7	11	18	90.00
Quality Assurance Framework	self-paced	27	41	68	68.00

(QAF)					
Quality Infrastructure and Trade	self-paced	0	1	1	25.00
Quality Management	self-paced	1	0	1	22.50
Reshaping challenging data to produce insightful graphs – a quick start to using R tidyverse tools	facilitator-led	0	1	1	8.00
SAP training for processing payments and reporting	facilitator-led	74	182	256	512.00
Successfully auditing organisations culture	facilitator-led	0	1	1	1.00
Sustainability and European Public Procurement Law	facilitator-led	0	1	1	15.00
The Evolution of the International Professional Practices Framework (IPPF)	facilitator-led	0	1	1	1.00
The new eCourier document workflow system	facilitator-led	5	35	40	40.00
The Paris Agreement on Climate Change as a Development Agenda	facilitator-led	0	1	1	36.00
The SDG Primer	self-paced	1	0	1	3.50
The UN System Leadership Framework	self-paced	0	1	1	2.00
Training on Green Industrial Promotion and Green Investments on Industrial Infrastructure	facilitator-led	2	0	2	64.00
United Nations Sustainable Development Cooperation Framework	self-paced	1	0	1	25.00
Subtotal		296	571	867	2,542.50
IV. Updating Methodologies for TC Development and Management					
Using gender data for analysis, communications and policy making in the context of SDG monitoring and beyond	self-paced	1	0	1	10.00
Subtotal		1	0	1	10.00
V. Information Technology Training					
IT controls and the role of data analytics	facilitator-led	0	1	1	1.00
ADM900 SAP System Security Fundamentals	self-paced	1	0	1	8
ADM940 Authorization Concept for SAP S/4 HANA and SAP Business Suite	self-paced	1	0	1	12
ADM945 Authorization Concept for SAP Fiori and SAP S/4 HANA	self-paced	1	0	1	8

ADM950 Secure SAP System Management	self-paced	1	0	1	8
Information Technology Infrastructure Library (ITIL4) Leader: Digital & IT Strategy	self-paced	0	1	1	30.00
Microsoft Teams Power Users Training	facilitator-led	48	85	133	240.75
SAP HANA 2.0 SPS05	self-paced	1	0	1	160.00
SAP HANA performance monitoring	self-paced	1	0	1	2.00
SAP Solution Manager Test Suite	self-paced	1	0	1	16.00
UNIDO Cybersecurity Awareness course ¹	self-paced	682	547	1261	1,261.00
Subtotal		737	634	1403	1,746.75
VI. General Competencies Upgrading					
Digital Skills & Adaptability Assessment + Workshop	facilitator-led	21	9	30	120.00
Adaptability Quotient (AQ) Innovation Lab Workshop	facilitator-led	4	3	7	28.00
Addressing Racism	facilitator-led	7	20	27	67.50
Addressing Stigma related to mental health problems	self-paced	1	0	1	3.00
Annual meeting of the Ethics Network of Multilateral Organizations (ENMO)	facilitator-led	0	1	1	32.00
Boundaries for Fulfilment at Work and in Life	facilitator-led	20	43	63	126.00
Building Resilience for Change	self-paced	0	1	1	2.00
Communication Training	facilitator-led	0	2	2	32.00
Courageous Conversations	self-paced	0	1	1	0.50
Delegating Tasks (Part 1 and 2)	self-paced	0	2	2	4.00
Departmental Gender Mainstreaming Training (AGR)	facilitator-led	13	18	31	31.00
Empowering Active Bystanders	facilitator-led	6	21	27	40.50
Enterprise Risk Management Course	self-paced	3	3	6	180.00
Equality and Empowerment of Women for Inclusive and Sustainable Growth in the LAC region	facilitator-led	0	7	7	56.00
Ethical Decision-Making	self-paced	0	1	1	3.00
Ethics and Integrity	self-paced	40	48	88	176.00
Fraud Awareness	facilitator-led	36	32	68	68.00
Handling Difficult Conversations	self-paced	0	1	1	2.00
Harassment Prevention (part 1 & 2)	facilitator-led	34	56	90	112.50
I Know Gender (core modules)	self-paced	35	51	86	215.00

I Know Gender (Gender and Sustainable Industrial Development)	self-paced	9	11	20	23.00
Introduction to Change Management	self-paced	0	1	1	2.00
Leading Effective Meetings	self-paced	0	2	2	4.00
Leading Through Communication	self-paced	0	1	1	2.00
Leveraging Diversity in the Workplace	self-paced	0	1	1	2.00
LGBTIQ+ Inclusion	facilitator-led	4	9	13	26.00
Making Effective Decisions	self-paced	0	1	1	2.00
Managing Emotions: An Intro to Emotional Intelligence	self-paced	0	1	1	2.00
Managing Financial Resources	self-paced	0	2	2	4.00
Mastering the Art of Active Listening	self-paced	0	1	1	2.00
Mental Health and Well-being in the Workplace	self-paced	1	0	1	3.00
Motivating Yourself and others – Autonomy, Relatedness and Competence	self-paced	0	1	1	2.00
Motivating Yourself and others – The Progress Principle	self-paced	0	1	1	2.00
Motivation and Engagement	self-paced	1	0	1	0.50
Negotiating Consciously – Exploring your Brain Attic	self-paced	0	1	1	2.00
Negotiating Consciously – Tips for the Negotiations Room	self-paced	0	1	1	2.00
New Gender Focal Points Training (roles, responsibilities and Gender Mainstreaming in projects)	facilitator-led	9	13	22	22.00
Overcoming Unconscious Bias	self-paced	0	1	1	1.50
Personal Well-being and Thriving as a Manager	self-paced	1	0	1	3.00
Pursuing Your Career in the UN	self-paced	0	1	1	2.00
Reasonable Boundaries for Yourself and Your Team	facilitator-led	22	13	35	70.00
Resolving Conflicts	self-paced	0	1	1	2.00
Returning back to the office gracefully	facilitator-led	10	39	49	98.00
Returning back to the office gracefully (for managers)	facilitator-led	11	6	17	34.00
Supporting a colleague experiencing poor mental health	self-paced	1	0	1	3.00
Team Building Intervention: IET/CTP	facilitator-led	5	7	12	48.00
The Future of Conferences and Meetings in the UN system	facilitator-led	8	19	27	81.00
The Power of Empathy and a	facilitator-led	11	17	28	77.00

Sense of Belonging					
United Nations Joint Staff Pension Fund Track – various modules	self-paced	4	0	4	2.00
Welcome to the UN	self-paced	0	1	1	4.00
Subtotal		317	472	789	1,827.00
VII. Work/Life Balancing, Mediation, Health					
Briefing Session on Flexible Working Arrangements (FWA)	facilitator-led	143	286	429	429.00
Subtotal		143	286	429	429.00
VIII. Staff Welfare					
BSAFE – Online Security Awareness Training ²	self-paced	96	68	166	332.00
Subtotal		96	68	166	332.00
IX. Language Training	facilitator-led	32	58	90	4,208.00
Subtotal		32	58	90	4,208.00
X. Other					
<i>LinkedIn Learning</i> E-Learning Platform (self-paced courses) ³	self-paced	121	136	283	607.02
Subtotal		121	136	283	607.02
GRAND TOTAL		1,749	2,240	4,049⁴	12,249.27

¹ Prefer not to disclose the gender/unknown: 32.

² Prefer not to disclose the gender/unknown: 2.

³ Prefer not to disclose the gender/unknown: 26.

⁴ The total includes the participants listed in footnotes 1 through 3.

APPENDIX L

INDUSTRIAL STATISTICS

<i>Statistical publications</i>	<i>Description</i>
International Yearbook of Industrial Statistics, 2022	<p>This report is UNIDO's main statistical publication. It presents a snapshot of the current state of industrial sectors around the world, including a comprehensive account of the impact of the COVID-19 pandemic in different regions and industries and the ensuing recovery. The redesigned Yearbook features an annually changing thematic chapter. In 2022, this chapter is devoted to the role of industry in the sustainable development of least developed countries (LDCs). The Yearbook is available at:</p> <p>https://stat.unido.org/content/publications/-international-yearbook-of-industrial-statistics-2022</p>
World Manufacturing Production – Quarterly statistics for the fourth quarter of 2021 and for the first, second and third quarters of 2022	<p>This quarterly report provides statistical data on the current trends of global manufacturing with a brief analysis. The report is based on country-level indices of industrial production.</p> <p>The report is available at: http://stat.unido.org/</p>
World Manufacturing Production – Monthly statistics from October to December 2021 and from January to September 2022	<p>This monthly overview provides statistical data on the current trends in global manufacturing. The report is based on the available monthly indices of industrial production and is available at:</p> <p>http://stat.unido.org/</p>
Progress report on the implementation of SDG 9 in Latin America and the Caribbean	<p>This report presents an overview of the progress achieved by the countries in the Latin America and Caribbean region towards achieving SDG 9 on building resilient infrastructure, promoting sustainable industrialization and fostering innovation. Additionally, this report highlights the areas in which the region's countries have made progress to foster the exchange of knowledge and good practices, based on the notion that industry has the potential of transforming the development model of Latin America and the Caribbean. The publication is available at:</p> <p>https://stat.unido.org/content/publications/progress-report-on-the-implementation-of-sdg-9-in-latin-america-and-the-caribbean</p>

<i>Online databases</i>	<i>Description</i>
UNIDO Industrial Statistics Databases (INDSTAT) 2022 editions:	These online statistical products contain key industrial statistics at the most detailed level of the International Standard Industrial Classification (ISIC), supported by user-friendly interfaces for metadata reference, data search, exporting and manipulation. The database is available at: http://stat.unido.org/
INDSTAT2 at 2-digit level of ISIC revision 3	The database contains disaggregated data on the manufacturing sector. INDSTAT2 offers a unique possibility of in-depth analysis of the structural transformation of economies over time. The data are arranged at the 2-digit level of the ISIC Revision 3, which comprises 23 manufacturing sectors.
INDSTAT4 at the 3- and 4-digit level of ISIC (Revisions 3 and 4)	The database contains highly disaggregated data on the manufacturing sector for the period 1990 onwards. The data are arranged at the 3- and 4-digit level of the ISIC Revision 3 and 4 pertaining to the manufacturing, which comprises more than 150 manufacturing sectors and sub-sectors.
Industrial Demand-Supply Balance (IDSB) Database at 4-digit level of ISIC	The database contains data on output and on trade related items, such as imports, export and apparent consumption. The data are arranged at the 4-digit level of the ISIC Revision 3 and 4 pertaining to the manufacturing sector, which comprises 127 manufacturing categories in Revision 3 and 137 categories in Revision 4.
Mining & Utilities Statistics Database (MINSTAT) at the 2- and 3-digit levels of ISIC (Revisions 3 and 4)	The database contains highly disaggregated data on the mining and utilities sectors for the period 1990 onwards. The data are arranged at the 3- and 4-digit level of the ISIC Revision 3 and 4 pertaining to the mining and quarrying and electricity, gas and water supply sectors, which comprises more than 20 mining and utilities industries and sub-industries.
National Accounts Database	The database contains aggregate data at the country, region and group level for several national accounts indicators related to industrial economic activity. The database provides a historical time series, starting with 1990 until the most recent year available, in current and constant US dollars.
Competitive Industrial Performance (CIP) Database	The database shows the CIP Index and the indicators related to the CIP index per country. The CIP index ranks about 150 countries and economies according to their performance, comprising indicators, which together benchmark the ability of countries to produce and export manufactured goods competitively.
Quarterly and monthly Index of Industrial Production (IIP) at 2-digit level of ISIC revision 4	The databases contain the Index of Industrial Production (IIP), which measures gross output in real terms, free from price fluctuations. The data allows to track latest industrial trends and are arranged at the 2-digit level of the ISIC Revision 4.
SDG 9 Data Platform	The database contains data for SDG-9 industry-related indicators under UNIDO's custody. The platform is available at: https://stat.unido.org/sdg
Data Platform on latest trends	This overview platform provides statistical data on the latest industrial trends. The latest data is available at: https://stat.unido.org/latest_trends

APPENDIX M

RESULTS-BASED BUDGETING (RBB)

RESULTS INDICATORS¹

As of 31 January 2023

Result 1. Policies and strategies for ISID and the SDGs

<i>Results indicators</i>	<i>Result for 2022</i>	<i>Programme and budgets 22–23 target</i>
CPO.1: Global fora, workshops/EGM/side events organized	976	400
CPO.2: United Nations inter-agency mechanisms with UNIDO participation	83	44
CPO.3: International networks and platforms for which UNIDO is providing secretariat functions	34	17
NOO.1: Standard setting processes with UNIDO participation	101	50
PAO.1: Industrial strategies and industrial policy documents drafted/prepared	154	100
PAO.2: Analytical and statistical publications produced	262	200
POL.1: New or revised policies adopted	55	30
POL.2: New standards adopted or implemented	30	15
POL.3: Guidelines adopted by relevant actors	288	80
POR.7: Number of United Nations Country Teams with UNIDO participation	103	85

*Result 2. Conducive industrial ecosystems**Note: "Actors" in Result 2 refers to intermediary institutions.*

<i>Results indicators</i>	<i>Result for 2022</i>	<i>Programme and budgets 22–23 target</i>
BUS.2: Actors developing new products	73	20
GOV.1: Institutions established or strengthened	385	120
GOV.2: Actors participating in enhanced collaboration settings	416	250
INV.1: Investment-ready proposals elaborated	15	15
INV.2: Projects or businesses financed	46	50
INV.3: New investments leveraged (USD)	\$866 431 164	\$200 000 000
KASA.2: Actors gaining skills or capacity	711	1 000
TEC.1: New technologies developed or adapted	18	20

*Result 3. Innovative, inclusive and sustainable businesses**Note: "Actors" in Result 3 refers to firms, including unipersonal businesses.*

<i>Results indicators</i>	<i>Result for 2022</i>	<i>Programme and budgets 22–23 target</i>
BUS.1: Firms with improved management practices	6 057	1 500
BUS.2: Actors developing new products	1 353	1 000
BUS.3: Start-ups established	650	700
INV.1: Investment-ready proposals elaborated	2 129	300

<i>Results indicators</i>	<i>Result for 2022</i>	<i>Programme and budgets 22–23 target</i>
INV.2: Projects or businesses financed	212	40
INV.3: New investments leveraged (USD)	\$40 840 593	\$2 000 000
KASA2: Actors gaining skills and capacities (firms)	16 932	3 000
KASA2: Actors gaining skills and capacities (people)	55 526	50 000
TEC.1: New technologies developed or adapted	226	50
TEC.2: Number of countries showing the adoption of new technologies	29	40
TEC.3: New technologies adopted	443	300

Result 4. Effective strategic management for results

<i>Results indicators</i>	<i>Result for 2022</i>	<i>Programme and budgets 22–23 target</i>
CPO.4: Number of interventions or joint programmes with United Nations system entities	170	110
CPO.5: Number of interventions (project/programmes) in partnership with non-United Nations institutions	107	105
EIO.1: Percentage of management action plans (MAPs) and/or recommendations from internal audit and evaluations timely implemented	68	60%
POR.2: Breakdown of new programme/project documents meeting quality requirements at appraisal	54	70%
POR.3: Number (..) of ongoing projects, CPs and PCPs	708	750
POR.4: Percentage of programmes/projects whose quality was evaluated satisfactory at completion ²		90%
POR.5a: Percentage of programmes/projects per gender marker category	41	45%
POR.6: Transparency (as per IATI standards)	65	53%

Result 5. Excellence of corporate services and operations

<i>Results indicators</i>	<i>Result for 2022</i>	<i>Programme and budgets 22–23 target</i>
EXP.1: Regular financial resources budget implementation rate	64	Budgets as approved by the General Conference
EXP.2.1: Technical cooperation delivery – Expenditures	180	219
FIN.1: Regular Financial Resources – Total approved gross budgets	59	167
FIN.2: Voluntary contributions: Net approvals	201	167
FIN.3.a: Programme support cost recovered %	10	12
FIN.3: Programme support cost recovered (million per year)	EUR 20	EUR 19.8
HRM.1.1: UNIDO workforce composition – Core staff composition by category	571	As per programme and budgets 2022–2023
HRM.2.1: Core staff geographical diversity index	59	60–65%
HRM.2.2: UNIDO workforce geographical diversity index	81	75–80%
OPM.1: Procurement timeline	100	60%
OPM.3: ICT operational efficiency	99	90%

¹ The data and information have been used as the basis for the qualitative infographics in the Annual Report 2022.

² The achieved biennial value will be provided in 2023.